


PLUG & PLAY

SMALL AND
MID-SIZED
AUDIO
APPLICATIONS





Introduction	01	Indoor ice rink, on-wall	74
How-Tos & FAQs	03	Private swimming pool, built-in	78
Corporate solutions	15	Private swimming pool, on-wall	80
AV room	20	Sports hall, built-in	70
Boardroom, built-in	16	Sports hall, on-wall	72
Boardroom, on-wall	18	Swimming pool, open ceiling	68
Dental practice, built-in	22	Wellness center, built-in	82
Dental practice, on-wall	24	Wellness center, on-wall	84
Office, built-in	26	Outdoor solutions	87
Office, on-wall	28	Campground, built-in	88
Parking garage, open ceiling	40	Campground, on-wall	90
Production hall, open ceiling	34	Foodservice & hospitality	93
Showroom, built-in	30	Bar, on-wall	106
Showroom, on-wall	32	Cafeteria, built-in	102
Warehouse, low noise environment	36	Cafeteria, on-wall	104
Warehouse, noisy environment	38	Functional room, built-in	108
Retail solutions	43	Functional room, on-wall	110
Gas station, built-in	60	Restaurant, built-in	98
Shop, midsized - background music, built-in	52	Restaurant, on-wall	100
Shop, midsized - background music, on-wall	54	Snack bar, built-in	94
Shop, midsized - loud music, built-in	56	Snack bar, on-wall	96
Shop, midsized - loud music, on-wall	58	Education & religion	113
Shop, small - background music, built-in	48	Auditorium, built-in	114
Shop, small - background music, on-wall	50	Auditorium, on-wall	116
Supermarket, closed ceiling	44	Classroom, on-wall	118
Supermarket, open ceiling	46	House of worship #1	120
Sports & leisure	63	House of worship #2	122
Fitness center, built-in	64	Residential solutions	125
Fitness center, on-wall	66	Apartment	126
Football field, on-wall	76		



Introduction

Offering the perfect audio system for a project is not always easy and takes a lot of time. What loudspeaker should I choose and how many should I install to get the best audio result? Which electronics do I need in this project? How do I connect my cables to which amplifier or music source? With this [Plug & Play guide](#), Apart will help you to make the right choice in each application.

“[Apart, Sounds like the right choice](#)”. Our purpose is to help our customers in the best way we can. Apart wants to be the installer’s best friend by helping him in every possible way. This practical [Plug & Play guide](#) will definitely help you to save some of your valuable time and explains you how to set up an audio installation for different kinds of projects.

When you look into this [Plug & Play guide](#), you will notice we have made some changes in this new version in order to make it easier for you to install our Apart products in different audio applications. To make it as easy as possible, we have made a 5-step process in each application. Every application begins with the customer requests and the floor plan. The next two steps contain the speaker and electronics choice (and cabling). The final step is a very handy shopping list so that you can easily see what kind of audio equipment you need in various applications.

We subdivided our [Plug & Play](#) into 6 different categories: Corporate, Retail, Sports & Leisure, Outdoor, Food & Hospitality and Education & Religion. You just need to go to the category you are interested in and find out the application you were looking for. It becomes even more easy when you look for your type of application in the alphabetical index at the back of the [Plug & Play](#) guide. How simple can life be?

Of course, many of the situations you will encounter in your daily practice won’t be exact copies of the application examples in this guide. But no worries, your local Apart Advisor is always available to help you out, even in the most complex applications.

We wish you a lot of pleasure working with our new [Plug & Play](#). We are convinced this will become a tool you can’t miss.

Best regards

The Apart team



INTRO

INTRODUCTION
Time to think out of the box

01



5 HOW TOS & FAQs



HOW TO USE THIS GUIDE?

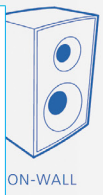
FIND OUT ON THIS PAGE

START Discover the simplicity of audio in the frequently asked questions on the next pages.

Search for your project in the index of this book.

Go to the application page and check the situation & customers requests.

Where to position the speakers and how to wire them.



ON-WALL

Production hall
Area: 850 m² - 1400 m²

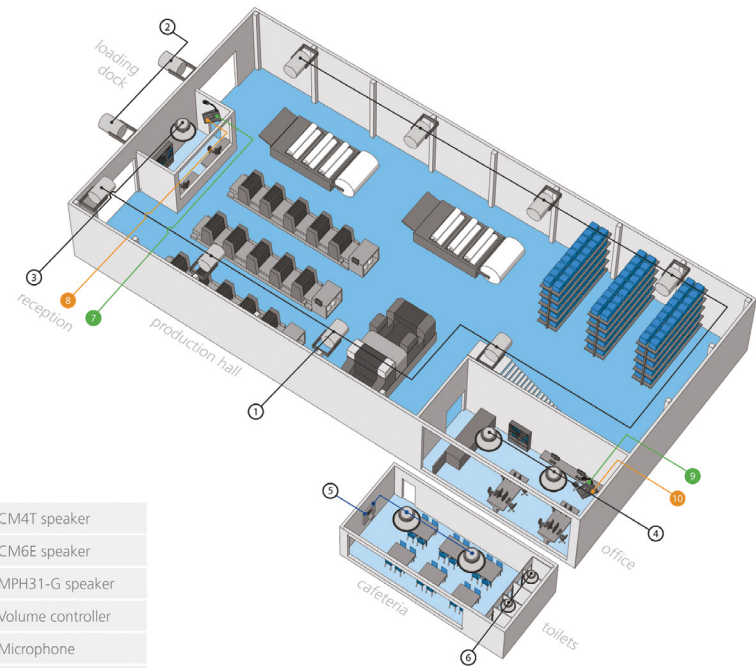
30

01 CUSTOMER REQUESTS

- ≡ One system versatile enough to cover the entire facility
- ≡ Powerful enough to ensure clarity of messages and music even in a noisy production area
- ≡ Outdoor speakers weatherproof and rustfree
- ≡ Speakers in the office stylish and fitting with the interior
- ≡ Different music in production area compared to office, loading dock, cafeteria and toilets
- ≡ Independent volume control for offices, reception, production, cafeteria and loading dock

Corporate
Production hall, Small factory, ...

02 FLOOR PLAN PRODUCTION HALL



- CM4T speaker
- CM6E speaker
- MPH31-G speaker
- Volume controller
- Microphone
- Cable type B
- Cable type F
- Cable type K
- CAT5 cable
- Audio signal cable
- 2-core speaker cable
- 4-core speaker cable

Is your project larger than than the showroom in this example?

Check the other case studies in the corporate section of this book or contact your Apart dealer. He will help you to work out a project that exactly fits your clients requirements.

- 4-core speaker cable
- 2-core speaker cable

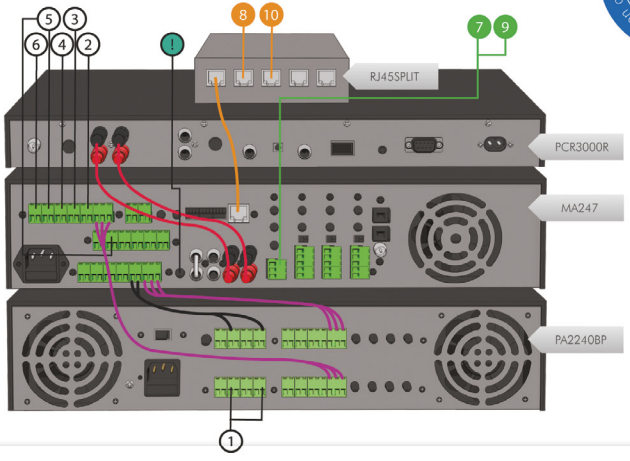
requirements:
Apart dealer. He will help you to work out a project that exactly fits your clients
Check the other case studies in the corporate section of this book or contact your
requirements:
Apart dealer. He will help you to work out a project that exactly fits your clients

03 SPEAKER CHOICE

ZONE	SURFACE (m ²)	SPEAKERS	POWER SETTING	COLOUR
production hall	600-1000 m ²	8 x MPH31-G	30 Watts	●
loading dock	150-250 m ²	2 x MPH31-G	30 Watts	●
reception	15-30 m ²	1 x CM6E	6 Watts	○ ● ●
office	30-60 m ²	2 x CM6E	6 Watts	○ ● ●
cafeteria	30-60 m ²	2 x CM6E + E-VOL40	6 Watts	○ ● ●
toilets	20-40 m ²	2 x CM4T	3 Watts	○ ● ●

A **B** **C**

04 ELECTRONICS CHOICE



890 Watts
consumption of this installation - The maximum power

05 SHOPPING LIST

CM4T 4.2" ceiling speaker	2x
CM6E 6.5" ceiling speaker	5x
MPH31-G Horn loaded music projector	10x
E-VOL40 40 Watts euro volume controller	1x
MICPAT-6 6-zone table type dynamic microphone	2x
RJ45SPLIT Microphone junction box	1x
PCR3000R Media source	1x
MA247 5+1 zone 100 Volt zone mixing amplifier	1x
PA2240BP Bridgeable 2 x 240 Watts 100 Volt power amplifier	1x
CABLE TYPE B EUROBLOCK - EUROBLOCK	2x
CABLE TYPE F RCA - RCA cinch stereo	2x
CABLE TYPE K RCA - mini-jack	1x
CAT5 NETWORK CABLE Network cable	3x
AUDIO CABLE 2 x 2 x 0.22 mm ² audio signal cable	...m
SPEAKER CABLE 2-core 1.5 mm ²	...m
SPEAKER CABLE 4-core 1.5 mm ²	...m
SPEAKER CABLE 5-core 1.5 mm ²	...m

03

- A** The recommended speaker model and how many speakers to use in the various rooms.
- B** In case of a 100V speaker, on which power setting.
- C** Choose your speaker colour
 - White, add -W after the model nr.
 - Silver, add -SLV after the model nr.
 - Black, add -BL after the model nr.

04

What electronics to use to complete the project.
Total power consumption is calculated for you.

05

A complete shopping list with all the items you need for this project. To help you make your offers there is a product description in the back of the guide.



01 Hey, I do not have any experience in audio, what's the risk that I will end up in a complete failure?

Be confident, my friend! Audio is not rocket science, it's all about the same basic electrical laws as applied in main distribution boards, home appliances and certainly in lighting, where the 'light output' can be interpreted as the sound you hear in audio systems. Basic audio systems, as shown in this book, are not really critical. Apart products are also 'foolproof' and easy to use, so you will not end up in a failure...

02 Does Apart have sufficient experience to make this kind of guidebook?

Apart was founded by installers. We've been on top of that ladder for many years, wiring amplifiers, installing speakers and facing the same challenges as you. This experience and the close collaboration with our worldwide dealer network is the cornerstone to our know-how.

03 How strict do I have to follow the examples in this application guide?

Installed sound is a lot like installing lighting products, so you know there is some margin in power and coverage. A volume control ('dimmer') is standard here and allows you to adjust the volume within a wide margin, so don't worry.

04 What are the attention points if I need to adapt an example in this guide to my particular situation?

For 100 V systems, make sure not to add too many extra speakers, neither to increase their suggested power settings. The sum of all speakers power (watts) should be same or LESS than the amplifiers power output. If higher, then look in this guide for an example that better fits your needs. If lower, no problem, but consider reduced sound coverage and poor listening comfort when too few speakers are installed.

05 What is wrong with the idea of car speakers in the ceiling connected to a consumer HiFi component system?

Car speakers are not designed to work with a HiFi component system. Those systems are not meant for continuous operation, and they will never offer the reliability of a professional system. And often, this kind of installation looks cheap and messy. That is not the professional image you are after.

06 I can't find the right example in this guide! Can someone help me out?

Certainly! Apart advisors are trained to guide you through your project, no matter how complicated. Besides, this guide only has a small part of our extended product range. You can find our complete line up in our product catalogue or on our website www.apart-audio.com.



01 Why are most of the installations in this book mono, and not stereo?

Stereo is very nice to listen to if you stay in one specific spot, e.g. the sofa in your living room. An audio installation in public areas is used to bring background music to an audience walking around. Hence, mono is the solution of choice, and not old-fashioned at all! The complete sound (mono = sum of left and right) will come through every loudspeaker, everywhere in the area.

02 What mainly determines the sound quality: speaker, cables, amplifier?

A loudspeaker is the last step in bringing the audio signal to the audience, and that is the most important part in the chain. Even when using top notch electronics, a bad or wrong model of speaker will still ruin the sound. Apart offers a wide range of quality speakers, and because of their competitive price you can install more speakers for the same budget and this will result in a better sound with more dispersed coverage.

03 Why are there so many loudspeaker models?

Similar to the lighting business, there are many different situations and applications in audio too, e.g. background music, loud music, focused announcements, outdoor, indoor, ... Apart offers a wide range of speakers, and in this guide, an essential selection from this range will fulfill the requirements in each shown application.

04 What is the difference between indoor and outdoor speakers?

You can use outdoor speakers in humid environments, wind, dust, cold, snow... Special materials and construction will avoid rust, break-down, reduced sound quality... A standard indoor- or HiFi consumer speaker will not survive such outdoor conditions.

05 What kind of cables do I use to wire loudspeakers?

In a low-impedance system (e.g. 8 ohm) you can use standard loudspeaker cable. In a 100 V installation you must use double insulated cable for higher voltage purposes, such as the 230 volts mains voltage.

06 How important is speaker polarity (+, -, COM connections on the amplifier, cable, loudspeaker)?

Very important! If you do not respect the polarity, the total sound image will be poor and suffer reduced low frequency (bass) response and bad or wrong sound coverage. So this will be a very uncomfortable listening experience.



07 Is it possible to send a telephone signal or emergency call to the amplifier?

Yes, many APart amplifiers have an emergency input, check on our website. This input will override the normal program and give priority. Be aware that those telephone or emergency signals are not always an audio-standard, please double check with your 'telephone' supplier or your APart dealer.

08 What is a cinch or RCA connection?

A connector that is used a lot in consumer audio and video. It's most commonly used to bring an audio signal from a source (e.g. a CD-player) to an amplifier or pre-amplifier. Stereo connectors come in double cables L+R. Cinch is also called RCA-, PHONO-, tulip- or lotus connector.

09 What is a RJ45 connector, and what does UTP, CAT 5 mean?

An RJ45 connector is an 8-pin connector used to terminate a UTP (unshielded twisted pair) cable or 'CAT5'. APart uses them to make a connection between amplifiers and its remote controls or multi-zone paging microphones. Beware though: RJ45 is also seen on computers and networks (LAN), but you can NOT link them with APart devices! Always read the user manuals.

10 What is an XLR connector?

XLR is a connector that is used for connecting microphones and line signals. Most common is the XLR3, a 3-pin model. It is strong, robust and lockable, so often used in rough or mobile applications.

11 What is a jack?

Also called TS or TRS connector, Phone jack, stereo audio jack, 1/4" or 6.35mm (diameter) jack. It's one of the oldest and most common connectors in the industry, and used to connect just about everything from headphones to musical instruments. A smaller version, 3.5 mm diameter, is named 'mini-jack', like seen on portable MP3 players.

12 What is a DIN-5?

This connector is also an old one, and difficult to solder. It is still popular on paging microphones or CB-equipment. Step by step, it will be replaced by the more robust 5-pin XLR.



13 What is a euroblock connector?

Euroblock, often in a green colour, is the type of terminal connector most often used to connect speaker or signal cables in a quick and easy way.

You do not need to solder to make a Euroblock connection. Instead, the wire is stripped, inserted into a hole on the connector and fastened by tightening a screw with a screwdriver.

14 Can I connect a PC or MP3-player to my sound system?

This is possible with the line-inputs on your pre-amplifier or mixer-amplifier. The connection cable will often be a mini-jack to stereo rca cinch (phono) cable, easy to find at your PC or MP3 store.



01 What are the advantages of a low impedance sound system?

For example, your home sound system is a low impedance system, your speakers will be 4 or 8 ohms. Compared to 100 V, a low impedance system has the advantage to reproduce a slightly wider frequency range (bass and high tones) at a much higher output level, but its disadvantage is that this ability is limited to a few number of speakers per amplifier only.

02 How many 8 ohm speakers can I put on one amplifier channel?

2 speakers per channel if the amplifier can be loaded to minimum 4 ohm, like most Apart low impedance amplifiers. Be aware, most of the consumer HiFi systems can only drive 6 or 8 ohm per channel, and thus only one 8 ohm speaker per channel is then allowed.

03 How many 16 ohm speakers can I put on one amplifier channel?

4 speakers per channel if the amplifier can be loaded to minimum 4 ohm, like most APart low impedance amplifiers. Be aware, most consumer HiFi systems can only drive 6 or 8 ohm per channel, and thus only two 16 ohm speaker per channel are then allowed.

04 What is the maximum speaker cable length?

For good strong power performance, we recommend max. 10 meters if a 2 x 1.5 mm² cable is used. Longer distances require 2 x 2.5 mm² or even more.

05 What happens if I wire a 100 V speaker to a low impedance amplifier?

It will not damage anything in your system, but the sound output of this 100 V speaker will be too low. This setup is not recommended, so keep 100 V speakers for a 100 V amplifier, and low-impedance speakers for a low-impedance amplifier system.

06 Can I easily blow up a low impedance audio system?

Yes, consumer HiFi systems generally have no protection when the volume is turned up too loud. This causes a lot of distortion, and this might result in a breakdown. Luckily, most Apart equipment have limiters inside which automatically reduce the output level to a safe level when the user pushes too hard.



FAQ

FAQ

8 ohm, Hifi, consumer- or pro-audio: low impedance systems



Especially in high power applications, the thermodynamics and the dust are the biggest threat towards long term reliability. That's why Apart amplifiers are build with enough cooling capacity, without the need of ever-turning cooling fans which have reduced lifetime and cause dust inside. However, this special approach requires a cool and free airflow around the equipment, pay attention to this to avoid thermal protection of the amps.

07 Must I keep amplifiers cool and how to keep them within safe temperature limits?



01 What are the advantages of a 100 V system?

It's the best solution to distribute sound over large areas or into many different places. You can use a lot of speakers on one line with long cable lengths, even more than 100 meters with only 2 x 1.5 mm² is possible. On this same one line, each speaker can be individually set to the required output power without interfering with the other speakers. In addition, different models of 100 volt speakers can be connected on this line too.

02 Is installing 100 V difficult and dangerous?

It is like installing lamps parallel on one line, so it is not more complicated than connecting a line of halogen lamps onto the appropriate transformer. Of course, because it is 100 volts, you should always observe the safety precautions as you do with 230 volts mains systems.

03 I heard that 100 V systems stand for bad sound and old-fashioned?

Not at all, like all technology the 100 volt technology has improved a lot, and Apart was a pioneer in doing that by upgrading it to HiFi standards. Nowadays, people will not hear the difference between a 100 V background music system and a 'modern' regular system.

04 How do I calculate the maximum speaker load on a 100 V amplifier?

Easy: the sum of all watts of all speakers should be same or less than the output power (in watts) of the amplifier. Be aware that the speaker load on a low-impedance systems is much more critical. See the other chapter here.

05 Isn't it a waste to not fully use the rated power of an 100 V amplifier?

No, it is better to have some margin, and there is never a risk of 'overpowering' your speakers in 100 V systems. Also consider possible future expansions which might require additional speakers, e.g. bigger showroom. At that time, the cost of an extra amplifier will be much higher compared to your investment now of an amplifier with some margin left.

06 Why put a 30 watts speaker on the 7.5 W setting? Why can't I put it on 30 watts?

When your amplifier is sufficiently strong you could do that, but always keep in mind the maximum load rule for 100 V amplifiers! Everything depends on the requested sound level of the speaker in its particular area. When you put your speaker on 30 watts, it will sound very loud, but this might be unnecessary for background music in a small area.



07 Can I have a local volume control for one room only? If so, will I always hear the announcements?

Local volume controls are possible and should be connected between the main speaker line and the local speaker. Many APart amplifiers have a 24 V-DC priority output for local volume controls. This system will be active during announcements and the priority call will be heard, even when the local volume control is in the 'OFF' position.

08 Can some zones have different music than others?

That is possible in systems with a multi-zoning amplifier like the MA247. You'll find examples in this book. If you need more zones, then your dealer can help you with other models of the extended APart product range.

09 Isn't a 3 watts power setting too silent? My speakers at home have 2 x 100 watts!

True, but your speakers at home playing at a normal comfortable listening level will only consume 2 x 2 watts or even less! It is interesting to understand that the relation between watts and sound level is not linear, and in this way your background music requires a very few watts only while a very loud concert music requires many thousands of watts.

A 100 V speaker with a 3 watts setting in a quiet or small area is perfectly OK.

10 Why can't I wire an 8 ohm home hifi speaker to a 100 V system?

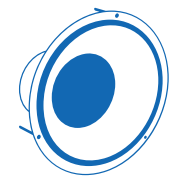
No, and this is dangerous to do! Your 8 ohm or low-impedance speaker will play much too loud for some time before it blows up!

Also the 100 V speaker line will be shut down by doing this mismatch. Never mix a 100 volt system with low-impedance speakers.



02 CORPORATE





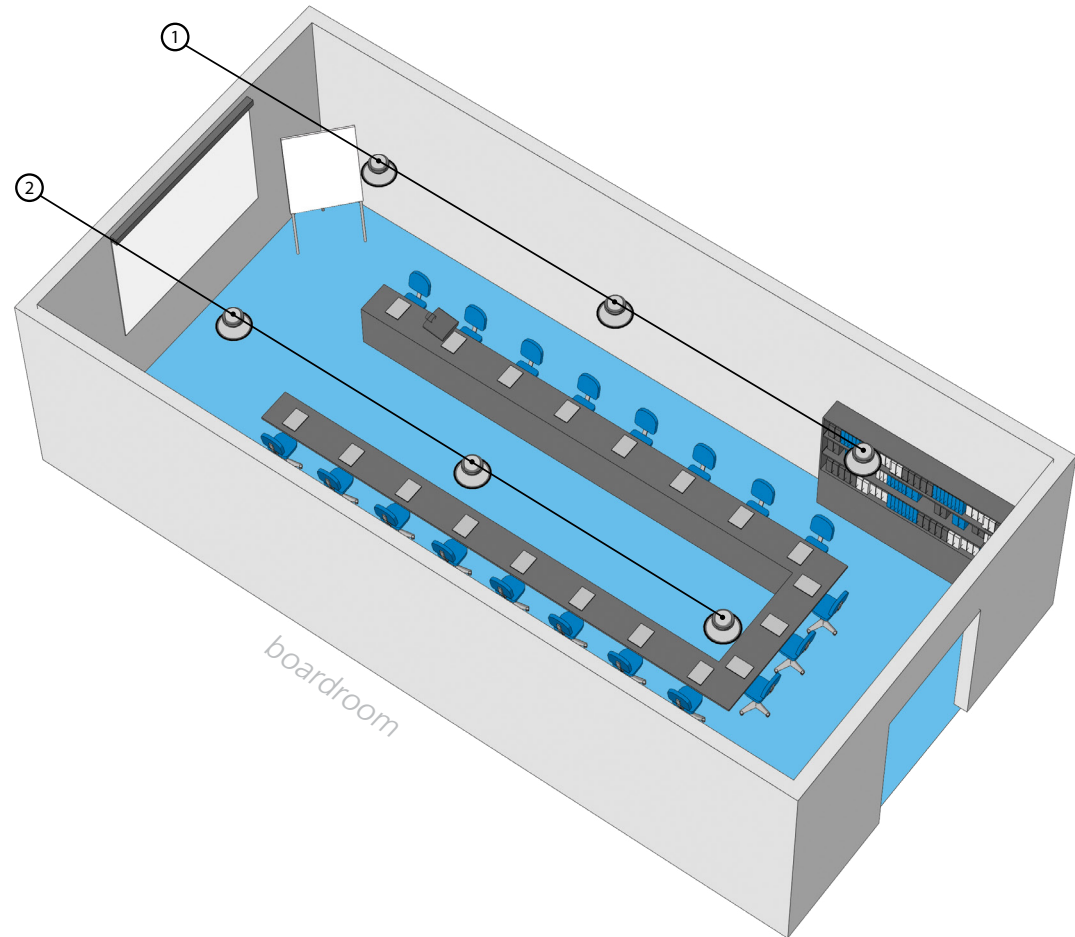
BUILT-IN





Boardroom
Area: 80 m² - 160 m²

01 CUSTOMER REQUESTS

- ≡ Excellent intelligibility all over the room
- ≡ Possibility to connect laptop for presentations
- ≡ Microphone input possible
- ≡ Discrete and stylish ceiling speakers
- ≡ Music from radio, CD or MP3 player

02 FLOOR PLAN BOARDROOM



	CM20T speaker
	Cable type F
	Cable type K
	2-core speaker cable

Is your project larger than the boardroom in this example?

Check the other case studies in the Plug & Play section on the Apart Audio website or contact your Apart dealer. He will help you to work out a project that exactly fits your clients requirements.

Corporate

Boardroom, Conference room,
Meeting room, ...

16

03 SPEAKER CHOICE

ZONE	SURFACE (m ²)	SPEAKERS	POWER SETTING	COLOUR
boardroom	80-160 m ²	6 x CM20T	16 ohms	


05 SHOPPING LIST


CM20T 6.5" ceiling speaker	6x
PCR3000RMKII DAB-FM tuner & CD-audio/MP3 via USB-key or SD slot	1x
CONCEPT1 Integrated stereo mixing amplifier	1x
CABLE TYPE F RCA - RCA cinch stereo	1x
CABLE TYPE K RCA - mini-jack	1x
SPEAKER CABLE 2-core 1.5 mm ²	...m



04 ELECTRONICS CHOICE

The maximum power consumption of this installation - **220 watts**





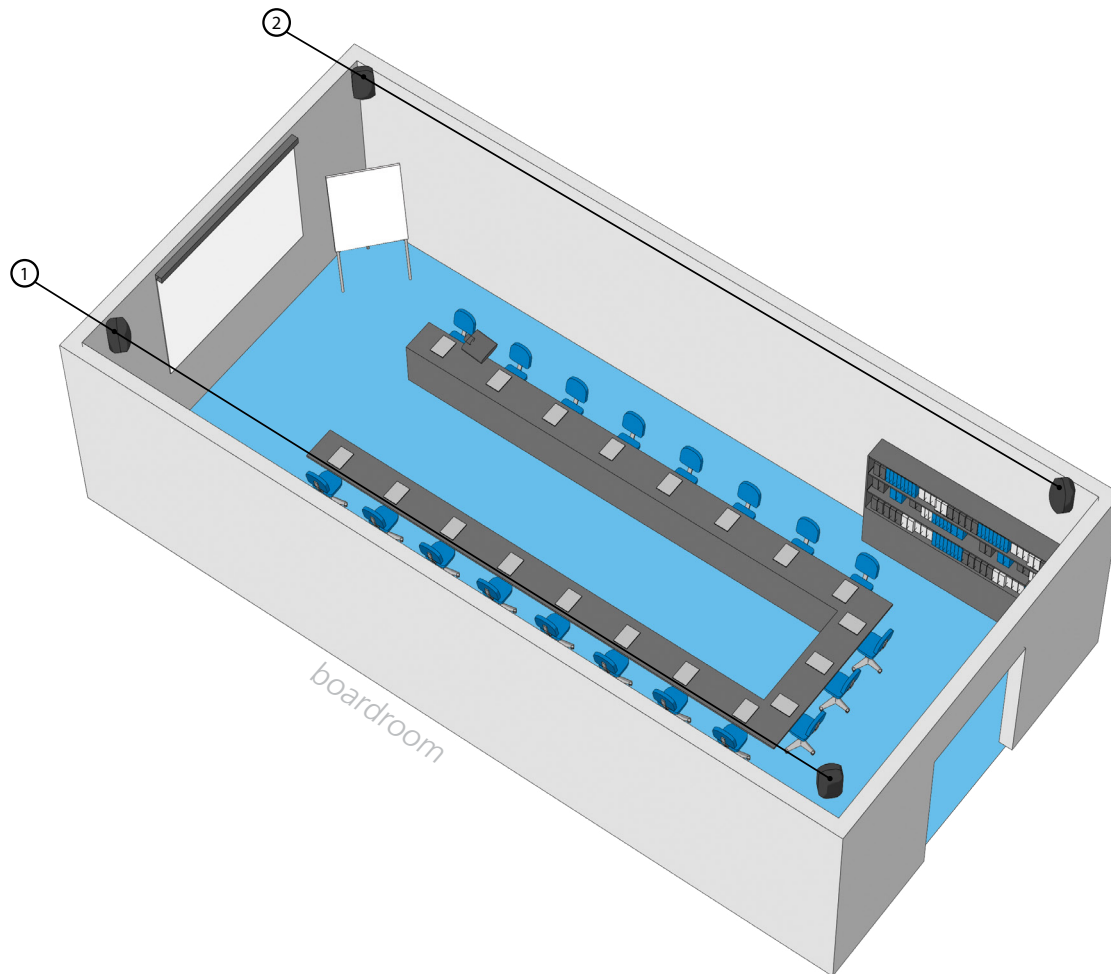
ON-WALL





Boardroom
Area: 80 m² - 160 m²

01 CUSTOMER REQUESTS

- ≡ Excellent intelligibility all over the room
- ≡ Possibility to connect laptop for presentations
- ≡ Microphone input possible
- ≡ Cabinet speakers that fit the style and interior of the room
- ≡ Music from radio, CD or MP3 player

02 FLOOR PLAN BOARDROOM



	MASK6 speaker
	Cable type F
	Cable type K
	2-core speaker cable


Is your project larger than the boardroom in this example?

Check the other case studies in the Plug & Play section on the Apart Audio website or contact your Apart dealer. He will help you to work out a project that exactly fits your clients requirements.

Corporate

Boardroom, Conference room,
Meeting room, ...

03 SPEAKER CHOICE


ZONE	SURFACE (m ²)	SPEAKERS	COLOUR
boardroom	80-160 m ²	4 x MASK6	

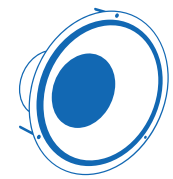
05 SHOPPING LIST

MASK6 6.5" cabinet speaker	4x
PCR3000RMKII DAB-FM tuner & CD-audio/MP3 via USB-key or SD slot	1x
CONCEPT1 Integrated stereo mixing amplifier	1x
CABLE TYPE F RCA - RCA cinch stereo	1x
CABLE TYPE K RCA - mini-jack	1x
SPEAKER CABLE 2-core 1.5 mm ²	...m

04 ELECTRONICS CHOICE

The maximum power consumption of this installation - **220 watts**





BUILT-IN

AV room
Area: 160 m² - 320 m²

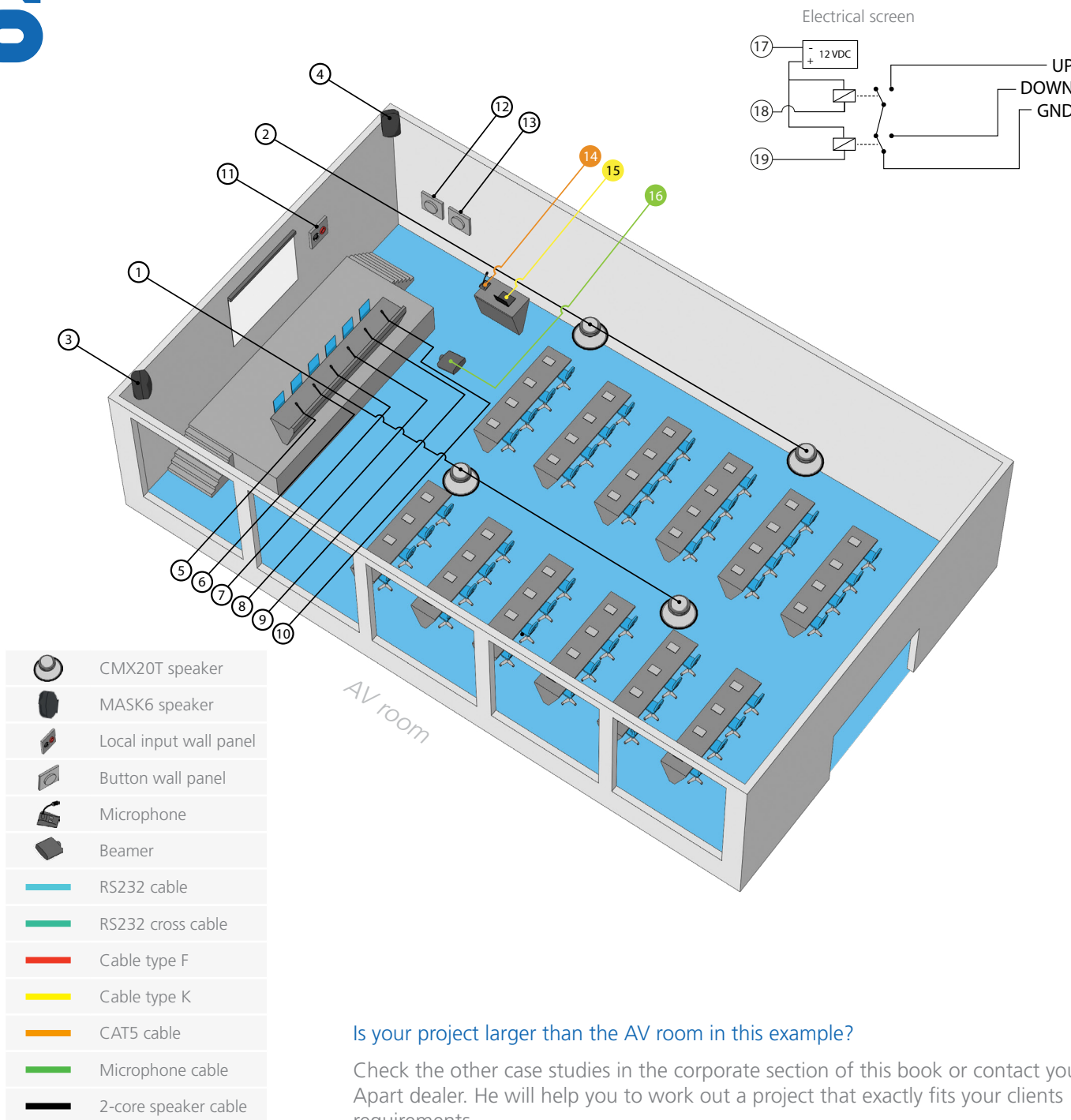
01 CUSTOMER REQUESTS

- ≡ Simple to control Audio-Video system with beamer.
- ≡ Cabinet front speakers for music sources.
- ≡ Ceiling speakers for music sources and microphones.
- ≡ Up to 6 microphones possible
- ≡ Audio from laptop
- ≡ Audio from CD player
- ≡ Local mono line input
- ≡ Control panel with 12 pre-programmed buttons for Source and volume selection, control of beamer, control of CD player, control of electrical screen, control of lights.
- ≡ physical push-buttons for activating the presets "Meeting" and "Presentation"

Corporate

AV room, Conference room, Meeting room, ...

02 FLOOR PLAN AV ROOM



Is your project larger than the AV room in this example?

Check the other case studies in the corporate section of this book or contact your Apart dealer. He will help you to work out a project that exactly fits your clients requirements.

03 SPEAKER CHOICE

ZONE	SURFACE (m ²)	SPEAKERS	POWER SETTING	COLOUR
AV room	80-160 m ²	4 x CMX20T	16 ohm	 
AV room	80-160 m ²	2 x MASK6	8 ohm	 

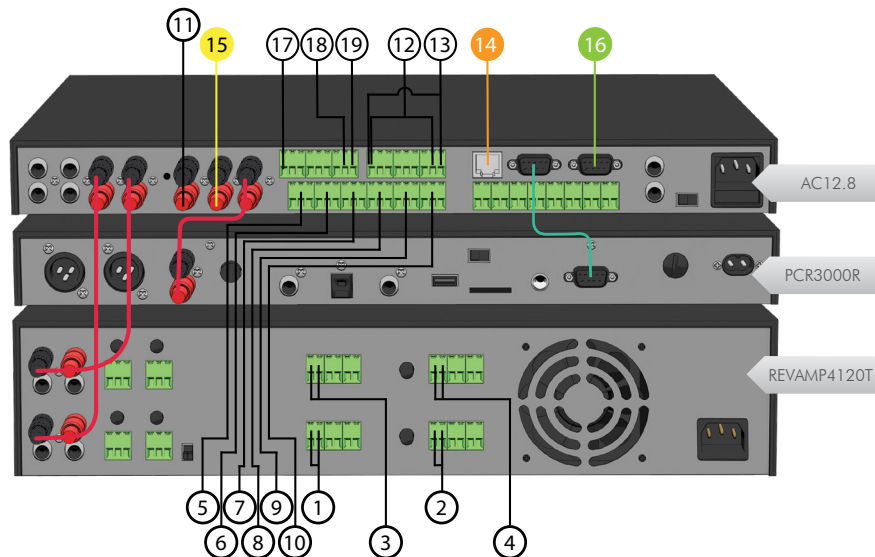
05 SHOPPING LIST



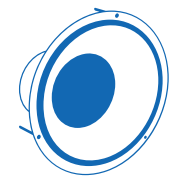
CMX20T 8" ceiling speaker	4x
MASK6 6.5" cabinet speaker	2x
LOCAL INPUT WALL PANEL Wall input with RCA connector	1x
PUSH BUTTON PANEL Wall panel with momentary push button	2x
DIMIC12 Multi-zone digital paging & control station	1x
MICROPHONE Microphone	6x
AUDIOCONTROL12.8 SET Audio matrix with DSP and feature pack	1x
REVAMP4120T 4-channel 100V bridgeable digital power amplifier	1x
BEAMER OPTIMA DLP Beamer	1x
PROJECTOR SCREEN Finder Serie 59	1x
RS232 CABLE RS232 cable male - female	1x
RS232 CROSS CABLE RS232 cross cable male - male	1x
CABLE TYPE F RCA - RCA cinch stereo	1x
CABLE TYPE K RCA - mini-jack	1x
CAT5 NETWORK CABLE Network cable	...m
MICROPHONE CABLE Microphone cable	...m
SPEAKER CABLE 2-core 1.5 mm ²	...m

04 ELECTRONICS CHOICE

620 Watts
The maximum power consumption of this installation



AC12.8 XML config file available on www.apart-audio.com



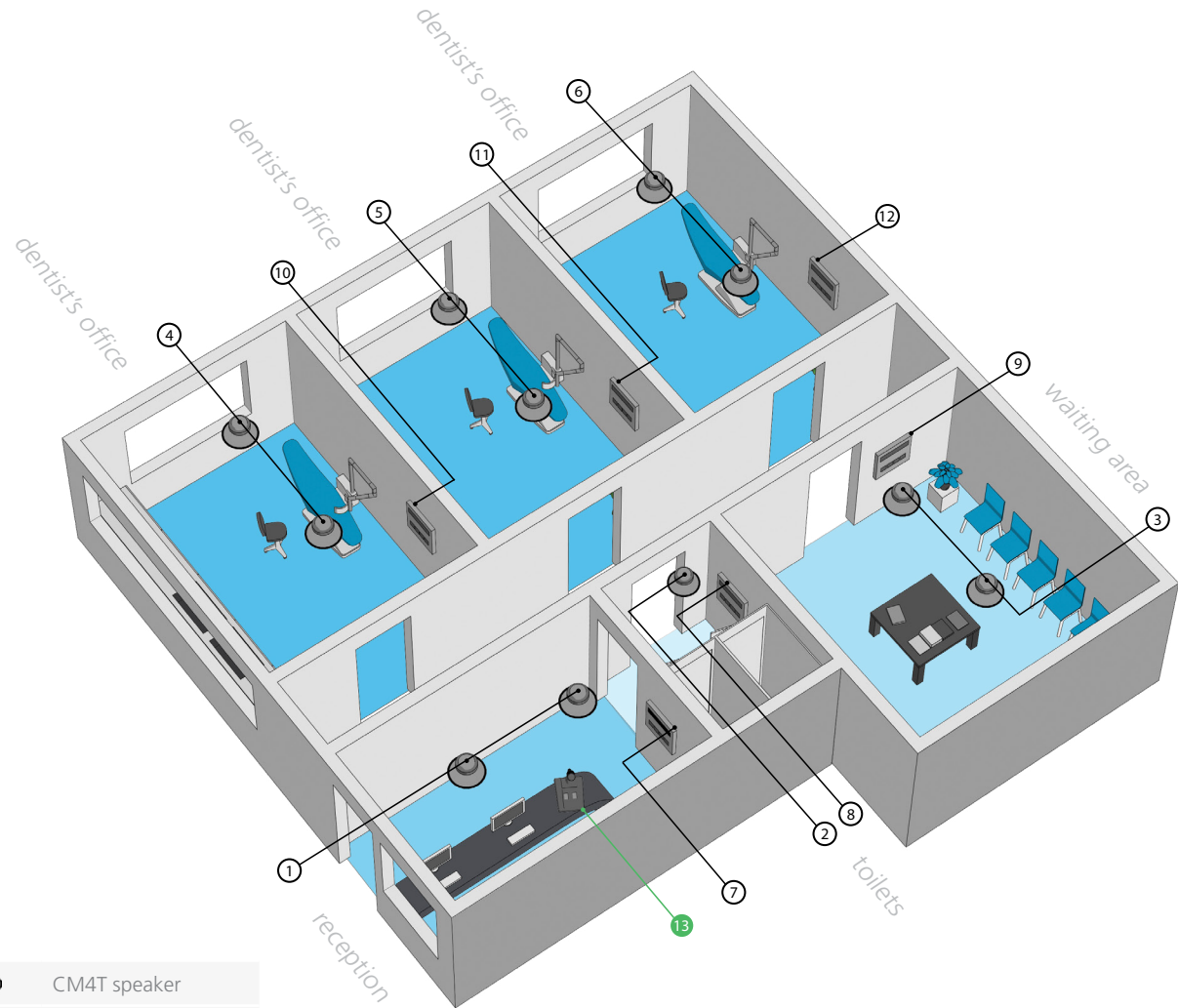
BUILT-IN

Dental practice
Area: 130 m² - 275 m²

01 CUSTOMER REQUESTS

- ≡ Background multi-room music system that makes patients and dentists feel at ease
- ≡ Individual source select and volume control for each dental cabinet
- ≡ Different music in every room
- ≡ 4 tuners
- ≡ Paging microphone at the entrance desk
- ≡ System control via pc at the reception
- ≡ Quality design ceiling loudspeakers to fit the interior of the dental practice

02 FLOOR PLAN DENTAL PRACTICE



	CM4T speaker
	CM20T speaker
	Digital wall panel
	Microphone
	CAT5 cable
	Audio signal cable
	2-core speaker cable

Is your project larger than the dental practice in this example?

Check the other case studies in the Plug & Play section on the Apart Audio website or contact your Apart dealer. He will help you to work out a project that exactly fits your clients requirements.

Corporate

Dental practice,
Doctor's practice, ...

03 SPEAKER CHOICE

ZONE	SURFACE (m ²)	SPEAKERS	POWER SETTING	COLOUR
reception	25-50 m ²	2 x CM20T + DIWAC	16 ohms	○ ●
toilets	4-25 m ²	1 x CM4T + DIWAC	16 ohms	○ ● ●
waiting room	25-50 m ²	2 x CM20T + DIWAC	16 ohms	○ ●
dentist's office	25-50 m ²	2 x CM20T + DIWAC	16 ohms	○ ●
dentist's office	25-50 m ²	2 x CM20T + DIWAC	16 ohms	○ ●
dentist's office	25-50 m ²	2 x CM20T + DIWAC	16 ohms	○ ●

05 SHOPPING LIST



CM4T
4.2" ceiling speaker **1x**

CM20T
6.5" ceiling speaker **10x**

DIWAC
Digital programmable wall control **6x**

MICPAT-D
1-zone table type dynamic microphone **1x**

AUDIOSYSTEM8.8
Audio matrix with 4 built-in FM tuners **1x**


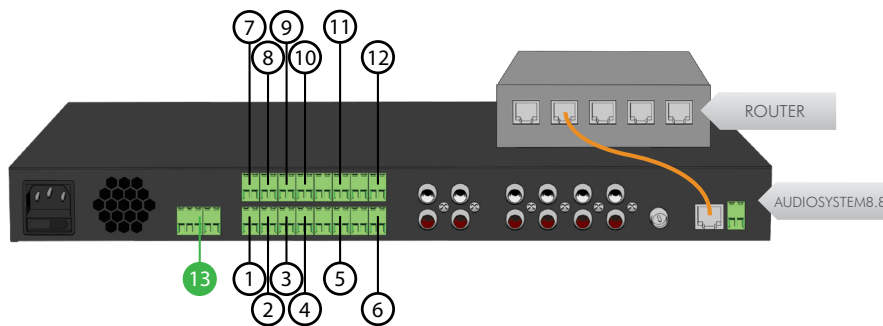
CAT5 NETWORK CABLE
Network cable **...m**


AUDIO CABLE
2 x 2 x 0.22 mm² audio signal cable **...m**

SPEAKER CABLE
2-core 1.5 mm² **...m**

04 ELECTRONICS CHOICE

The maximum power consumption of this installation - **150 watts**





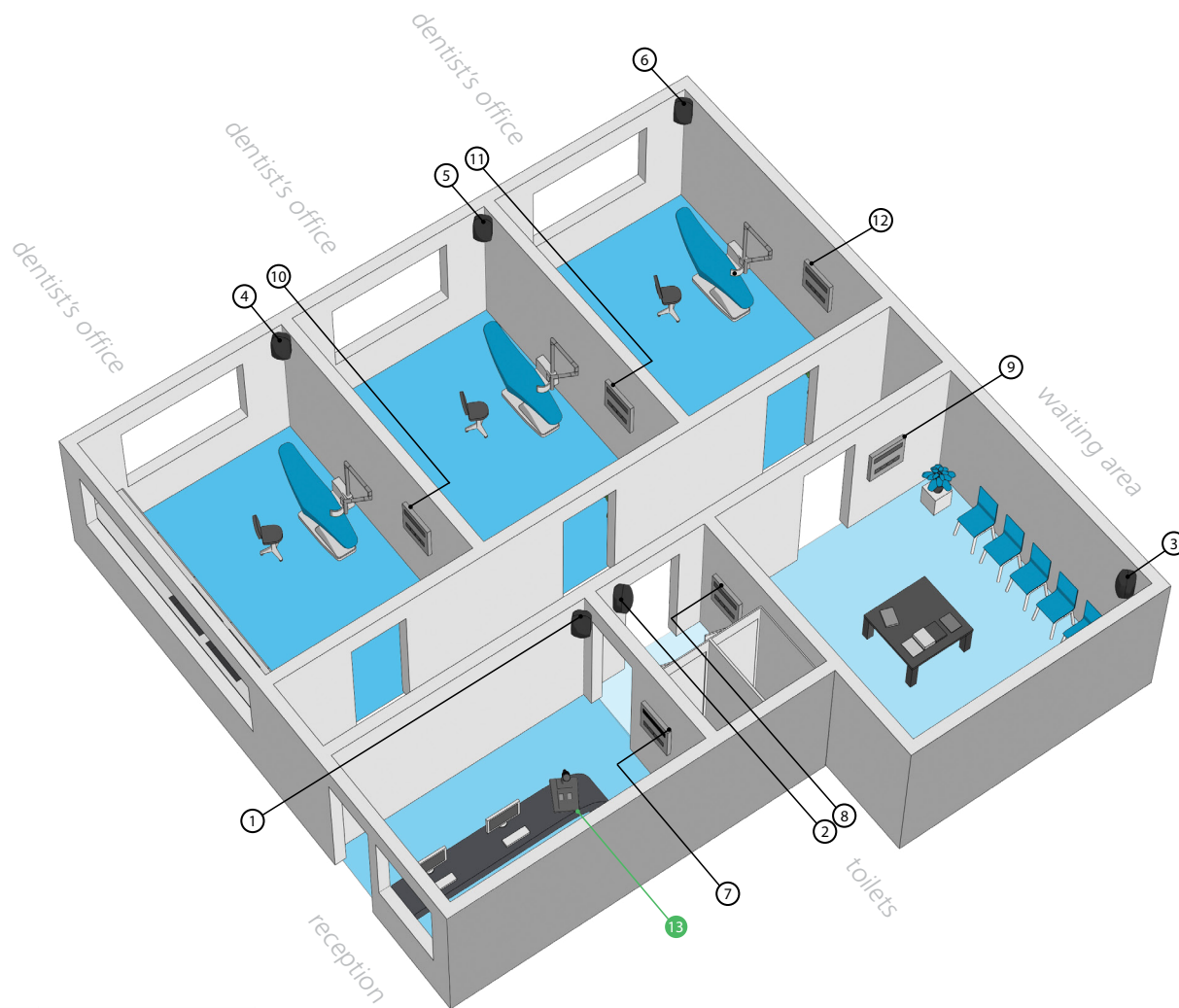
ON-WALL

Dental practice
Area: 130 m² - 275 m²

01 CUSTOMER REQUESTS

- ≡ Background multi-room music system that makes patients and dentists feel at ease
- ≡ Individual source select and volume control for each dental cabinet
- ≡ Different music in every room
- ≡ 4 tuners
- ≡ Paging microphone at the entrance desk
- ≡ System control via pc at the reception
- ≡ Quality design cabinet loudspeakers to fit the interior of the dental practice

02 FLOOR PLAN DENTAL PRACTICE



	MASK4 speaker
	Digital wall panel
	Microphone
	CAT5 cable
	Audio signal cable
	2-core speaker cable

Is your project larger than the dental practice in this example?

Check the other case studies in the Plug & Play section on the Apart Audio website or contact your Apart dealer. He will help you to work out a project that exactly fits your clients requirements.

Corporate

Dental practice,
Doctor's practice, ...

03 SPEAKER CHOICE

ZONE	SURFACE (m ²)	SPEAKERS	POWER SETTING	COLOUR
reception	25-50 m ²	1 x MASK4 + DIWAC	8 ohms	○ ● ●
toilets	4-25 m ²	1 x MASK4 + DIWAC	8 ohms	○ ● ●
waiting room	25-50 m ²	1 x MASK4 + DIWAC	8 ohms	○ ● ●
dentist's office	25-50 m ²	1 x MASK4 + DIWAC	8 ohms	○ ● ●
dentist's office	25-50 m ²	1 x MASK4 + DIWAC	8 ohms	○ ● ●
dentist's office	25-50 m ²	1 x MASK4 + DIWAC	8 ohms	○ ● ●

05 SHOPPING LIST



MASK4
4.2" cabinet speaker **6x**

DIWAC
Digital programmable wall control **6x**

MICPAT-D
1-zone table type dynamic microphone **1x**

AUDIOSYSTEM8.8
Audio matrix with 4 built-in FM tuners **1x**

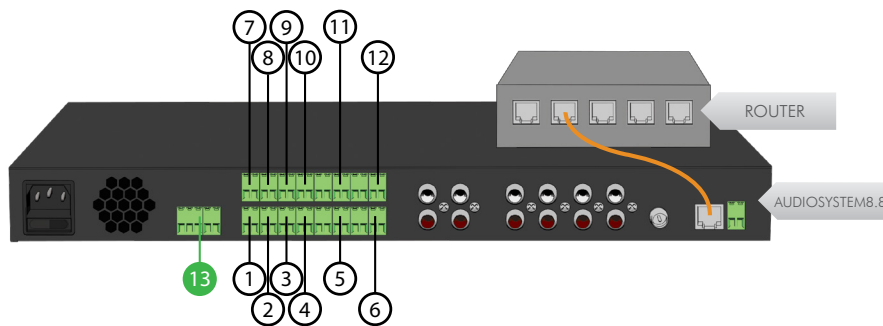
CAT5 NETWORK CABLE
Network cable **...m**

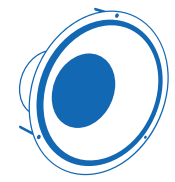
AUDIO CABLE
2 x 2 x 0.22 mm² audio signal cable **...m**

SPEAKER CABLE
2-core 1.5 mm² **...m**

04 ELECTRONICS CHOICE

The maximum power consumption of this installation - **150 watts**





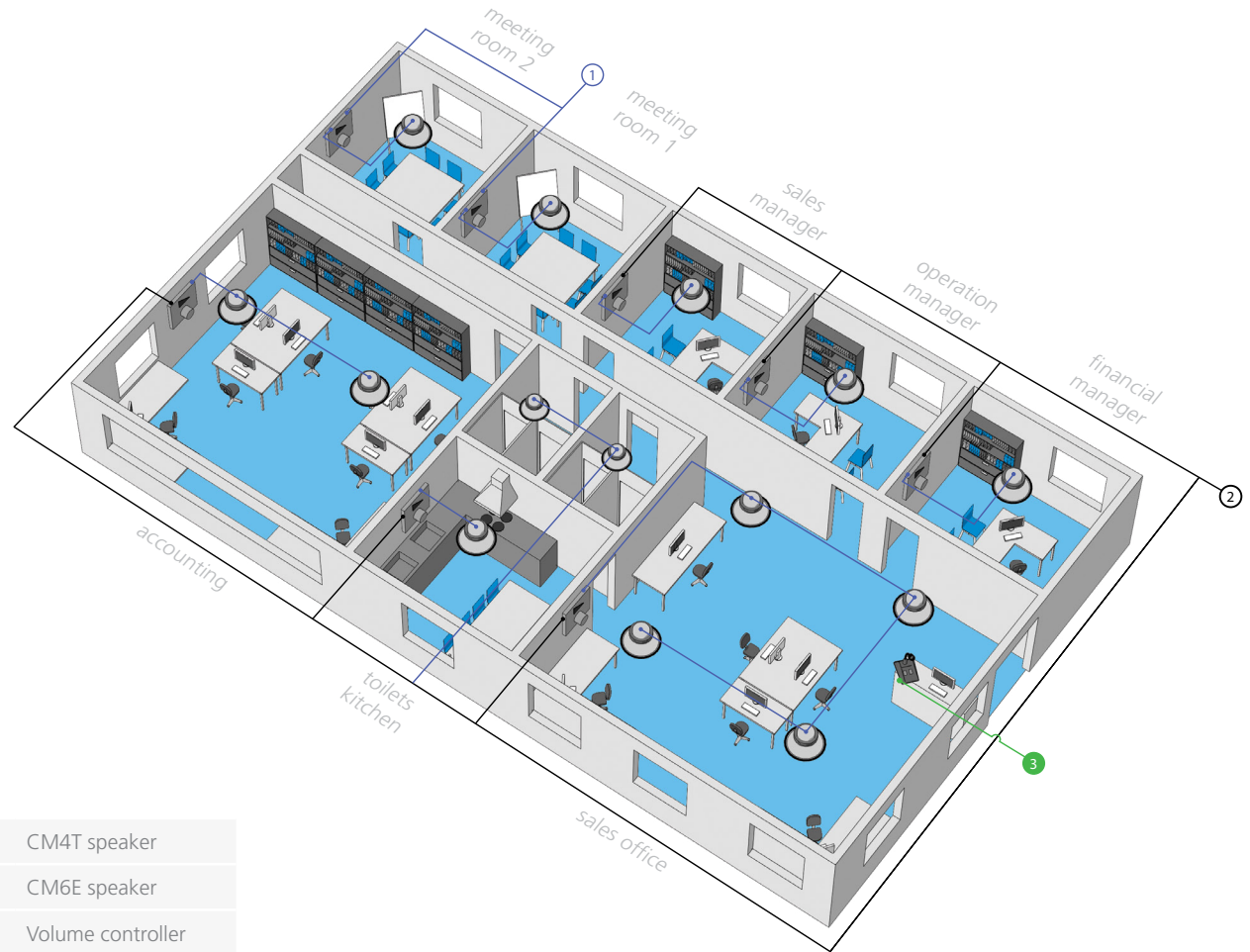
BUILT-IN

Office
Area: 200 m² - 480 m²

01 CUSTOMER REQUESTS

- ≡ A sound system for background music and paging
- ≡ Music from radio, CD and MP3 player
- ≡ One paging zone, adjustable volume per room
- ≡ Paging should have priority over the music and volume control in the offices, not in the meeting rooms
- ≡ Discrete and elegant ceiling speakers to go with the building style

02 FLOOR PLAN OFFICE



	CM4T speaker
	CM6E speaker
	Volume controller
	Microphone
	Cable type F
	Cable type K
	Audio signal cable
	2-core speaker cable
	4-core speaker cable

Is your project larger than the office in this example?

Check the other case studies in the Plug & Play section on the Apart Audio website or contact your Apart dealer. He will help you to work out a project that exactly fits your clients requirements.

Corporate

Office, Reception, Sun centre, Waiting room, Tanning studio, Bank, ...

03 SPEAKER CHOICE

ZONE	SURFACE (m ²)	SPEAKERS	POWER SETTING	COLOUR
financial manager	15-30 m ²	1 x CM6E + E-VOL40	6 watts	○ ● ●
operation manager	15-30 m ²	1 x CM6E + E-VOL40	6 watts	○ ● ●
account manager	15-30 m ²	1 x CM6E + E-VOL40	6 watts	○ ● ●
meeting room 1	15-30 m ²	1 x CM6E + E-VOL40	6 watts	○ ● ●
meeting room 2	15-30 m ²	1 x CM6E + E-VOL40	6 watts	○ ● ●
sales office	60-120 m ²	4 x CM6E + E-VOL40	6 watts	○ ● ●
toilets	20-40 m ²	2 x CM4T	3 watts	○ ● ●
kitchen	15-30 m ²	1 x CM6E + E-VOL40	6 watts	○ ● ●
accounting	30-60 m ²	2 x CM6E + E-VOL40	6 watts	○ ● ●

05 SHOPPING LIST

CM4T
4.2" ceiling speaker **2x**

CM6E
6.5" ceiling speaker **12x**

E-VOL40
40 watts euro volume controller **8x**

MICPAT-D
1-zone table type dynamic microphone **1x**

PCR3000RMKII
DAB-FM tuner & CD-audio/MP3 via USB-key or SD slot **1x**

MA125
100 volt mixing amplifier **1x**

CABLE TYPE F
RCA - RCA cinch stereo **1x**

CABLE TYPE K
RCA - mini-jack **1x**

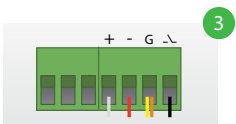
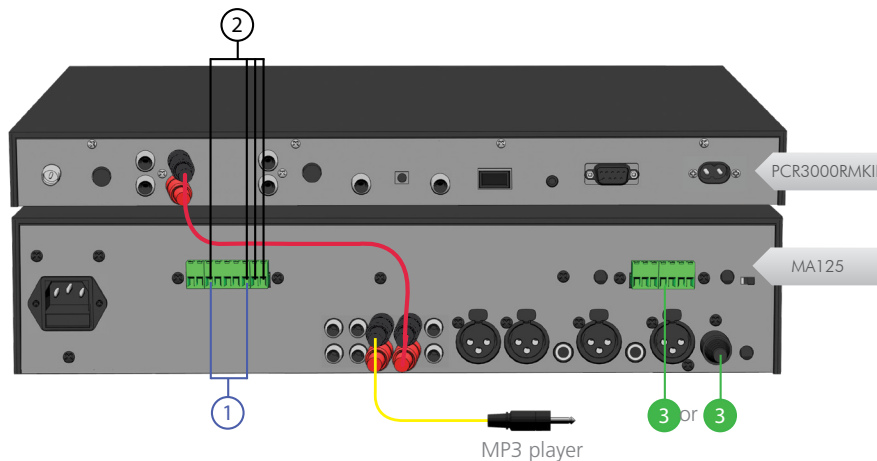
AUDIO CABLE
2 x 2 x 0.22 mm² audio signal cable **...m**


SPEAKER CABLE
2-core 1.5 mm² **...m**

SPEAKER CABLE
4-core 1.5 mm² **...m**

04 ELECTRONICS CHOICE

The maximum power consumption of this installation - **250 watts**





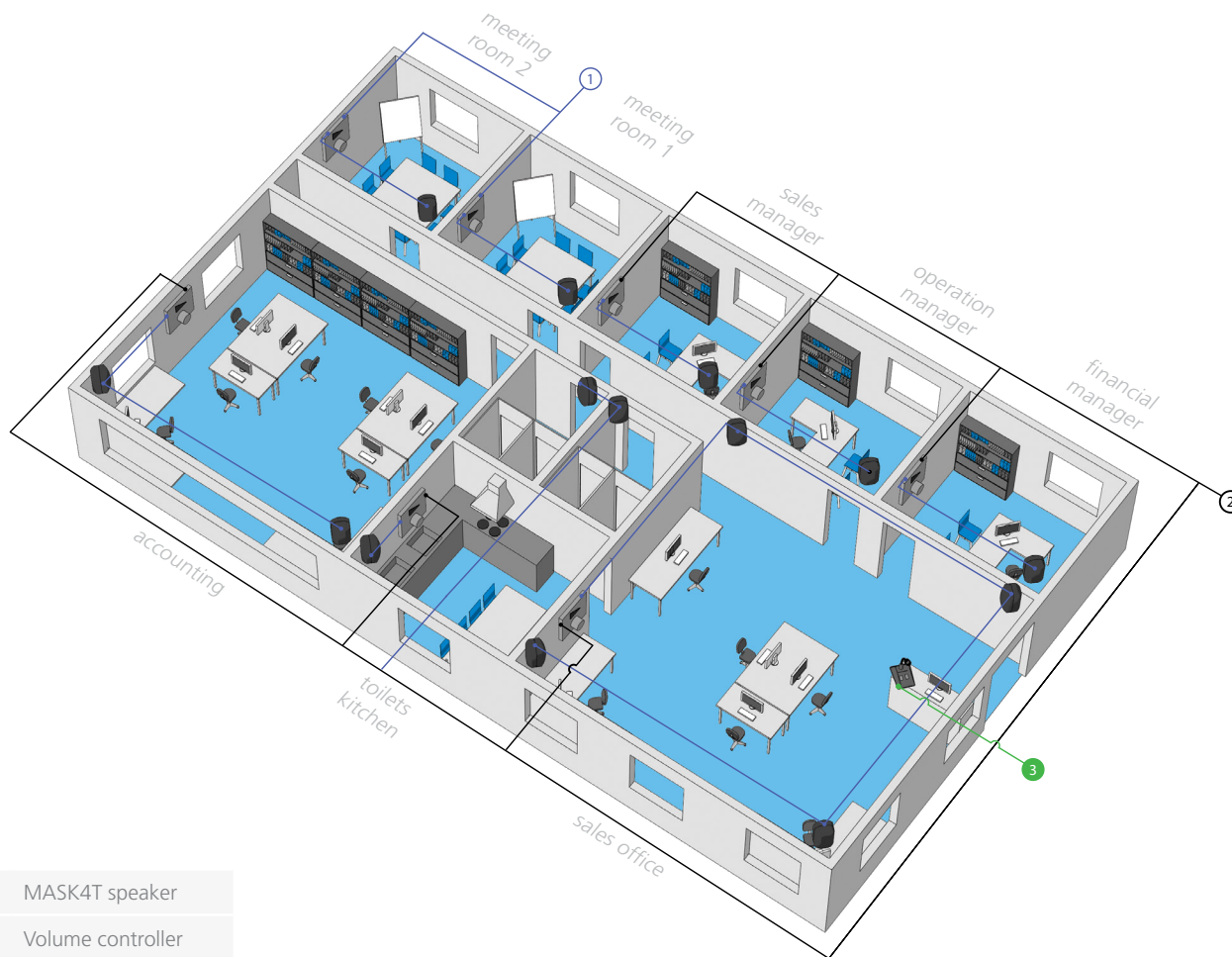
ON-WALL

Office
Area: 200 m² - 480 m²

01 CUSTOMER REQUESTS

- ≡ A sound system for background music and paging
- ≡ Music from radio, CD and MP3 player
- ≡ One paging zone, adjustable volume per room
- ≡ Paging should have priority over the music and volume control in the offices, not in the meeting rooms
- ≡ Stylish cabinet speakers to fit the interior style

02 FLOOR PLAN OFFICE



	MASK4T speaker
	Volume controller
	Microphone
	Cable type F
	Cable type K
	Audio signal cable
	2-core speaker cable
	4-core speaker cable

Is your project larger than the office in this example?

Check the other case studies in the Plug & Play section on the Apart Audio website or contact your Apart dealer. He will help you to work out a project that exactly fits your clients requirements.

Corporate

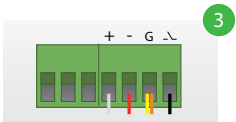
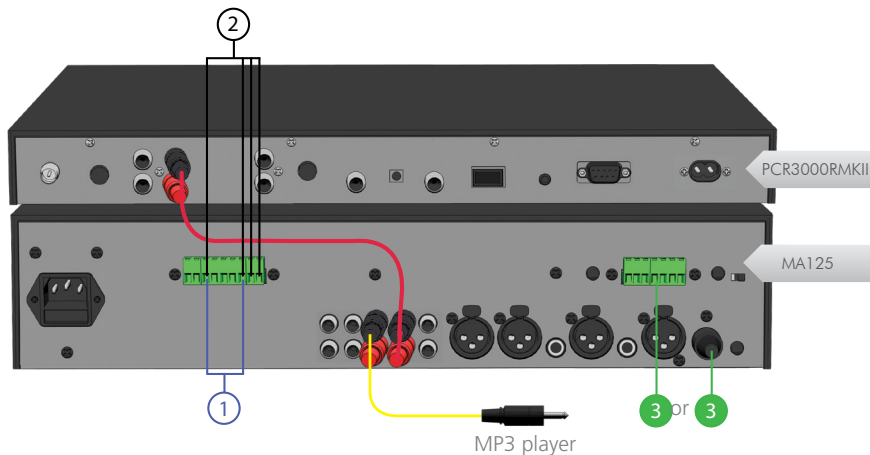
Office, Reception, Sun centre, Waiting room, Tanning studio, Bank, ...

03 SPEAKER CHOICE

ZONE	SURFACE (m ²)	SPEAKERS	POWER SETTING	COLOUR
financial manager	15-30 m ²	1 x MASK4T + E-VOL40	5 watts	○ ● ●
operation manager	15-30 m ²	1 x MASK4T + E-VOL40	5 watts	○ ● ●
account manager	15-30 m ²	1 x MASK4T + E-VOL40	5 watts	○ ● ●
meeting room 1	15-30 m ²	1 x MASK4T + E-VOL40	5 watts	○ ● ●
meeting room 2	15-30 m ²	1 x MASK4T + E-VOL40	5 watts	○ ● ●
sales office	60-120 m ²	4 x MASK4T + E-VOL40	5 watts	○ ● ●
toilets	20-40 m ²	2 x MASK4T	2.5 watts	○ ● ●
kitchen	15-30 m ²	1 x MASK4T + E-VOL40	5 watts	○ ● ●
accounting	30-60 m ²	2 x MASK4T + E-VOL40	5 watts	○ ● ●

04 ELECTRONICS CHOICE

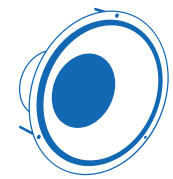
The maximum power consumption of this installation - 250 watts



05 SHOPPING LIST

MASK4T 4.2" cabinet speaker	14x
E-VOL40 40 watts euro volume controller	8x
MICPAT-D 1-zone table type dynamic microphone	1x
PCR3000RMKII DAB-FM tuner & CD-audio/MP3 via USB-key or SD slot	1x
MA125 100 volt mixing amplifier	1x
CABLE TYPE F RCA - RCA cinch stereo	1x
CABLE TYPE K RCA - mini-jack	1x
AUDIO CABLE 2 x 2 x 0.22 mm ² audio signal cable	...m
SPEAKER CABLE 2-core 1.5 mm ²	...m
SPEAKER CABLE 4-core 1.5 mm ²	...m





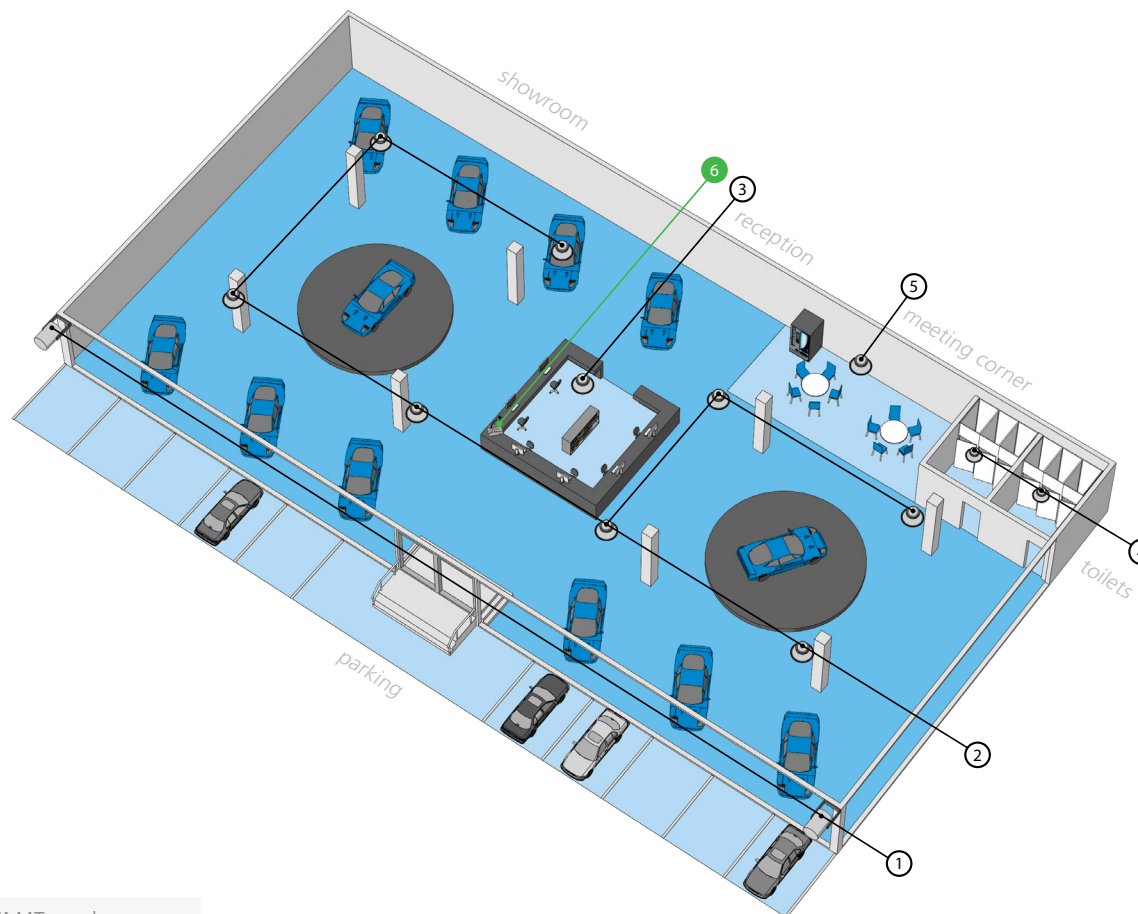
BUILT-IN

Showroom
Area: 400 m² - 900 m²

01 CUSTOMER REQUESTS

- ≡ Quality background music that makes people feel welcome and at ease
- ≡ Music from radio, CD and MP3 player
- ≡ Inconspicuous ceiling speakers for closed ceiling showroom
- ≡ Background music and paging for showroom, reception desk, toilets and meeting corner
- ≡ Selective paging for outside parking area
- ≡ Independent volume control for following zones: showroom, reception, meeting corner, toilets, parking area

02 FLOOR PLAN SHOWROOM



	CM4T speaker
	CM20T speaker
	MPH31-G speaker
	Microphone
	Cable type F
	Cable type K
	Audio signal cable
	2-core speaker cable

Corporate

Car dealer, Showroom, Canteen, ...

Is your project larger than the showroom in this example?

Check the other case studies in the Plug & Play section on the Apart Audio website or contact your Apart dealer. He will help you to work out a project that exactly fits your clients requirements.

03 SPEAKER CHOICE

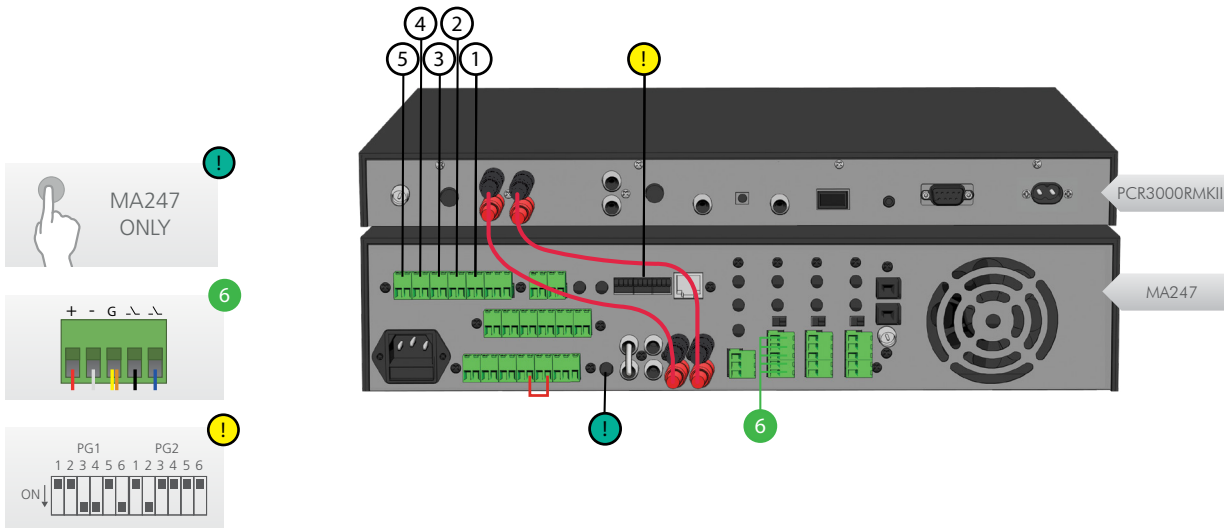
ZONE	SURFACE (m ²)	SPEAKERS	POWER SETTING	COLOUR
showroom	340-800 m ²	8 x CM20T	10 watts	
reception	30-90 m ²	1 x CM20T	5 watts	
meeting corner	30-90 m ²	1 x CM20T	5 watts	
toilets	20-40 m ²	2 x CM4T	3 watts	
parking	120-200 m ²	2 x MPH31-G	30 watts	


05 SHOPPING LIST

CM4T 4.2" ceiling speaker	2x
CM20T 6.5" ceiling speaker	10x
MPH31-G Horn loaded music projector	2x
MICPAT-2 2-zone table type dynamic microphone	1x
PCR3000RMKII DAB-FM tuner & CD-audio/MP3 via USB-key or SD slot	1x
MA247 5+1 zone 100 volt zone mixing amplifier	1x
CABLE TYPE F RCA - RCA cinch stereo	2x
CABLE TYPE K RCA - mini-jack (for addition MP3 player)	1x
AUDIO CABLE 2 x 2 x 0.22 mm ² audio signal cable	...m
SPEAKER CABLE 2-core 1.5 mm ²	...m

04 ELECTRONICS CHOICE

of this installation - The maximum power consumption of
290
 watts





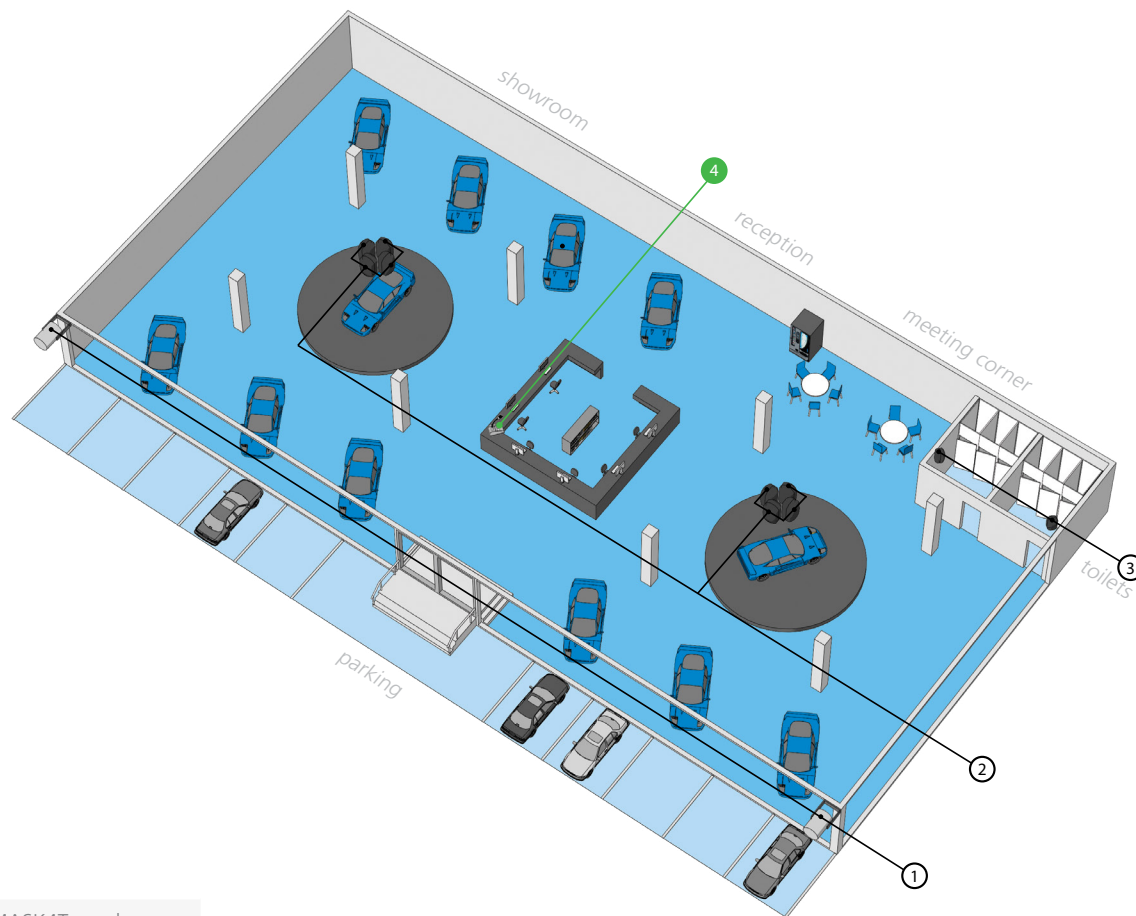
ON-WALL

Showroom
Area: 400 m² - 900 m²

01 CUSTOMER REQUESTS

- ≡ Quality background music that makes people feel welcome and at ease
- ≡ Music from radio, CD and MP3 player
- ≡ Design cabinet speakers for open ceiling room
- ≡ Background music and paging for showroom, reception desk, toilets and meeting corner
- ≡ Selective paging for outside parking area
- ≡ Independent volume control for following zones: showroom, reception, meeting corner, toilets, parking area

02 FLOOR PLAN SHOWROOM



	MASK4T speaker
	MASK6T speaker
	MPH31-G speaker
	Microphone
	Cable type F
	Cable type K
	Audio signal cable
	2-core speaker cable

Corporate

Car dealer, Showroom, Canteen, ...

Is your project larger than the showroom in this example?

Check the other case studies in the Plug & Play section on the Apart Audio website or contact your Apart dealer. He will help you to work out a project that exactly fits your clients requirements.

03 SPEAKER CHOICE

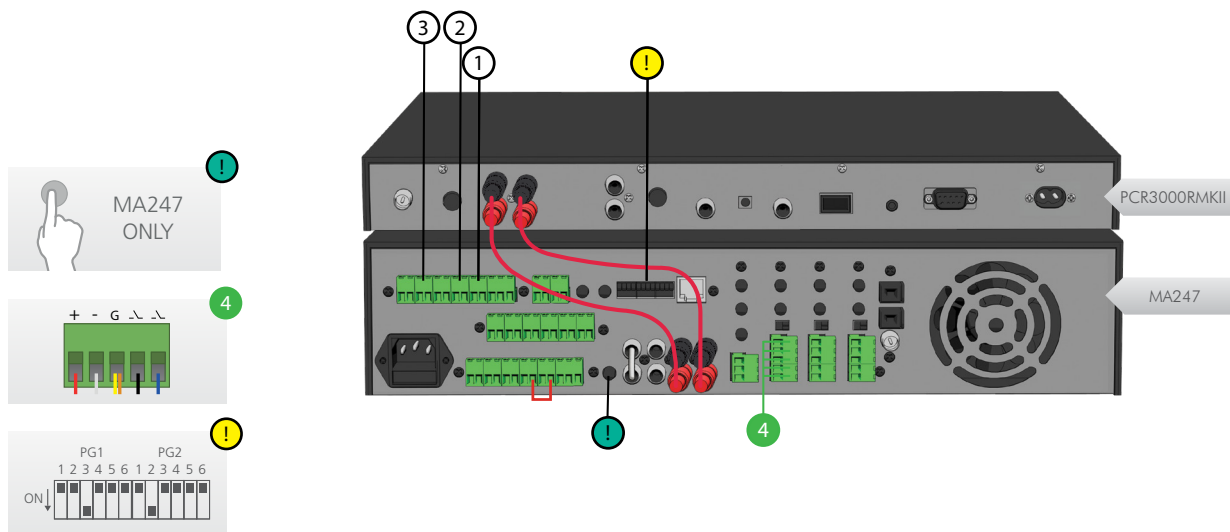
ZONE	SURFACE (m ²)	SPEAKERS	POWER SETTING	COLOUR
showroom	340-800 m ²	8 x MASK6T	15 watts	
toilets	20-40 m ²	2 x MASK4T	5 watts	
parking	120-200 m ²	2 x MPH31-G	30 watts	


05 SHOPPING LIST

MASK4T 4.2" cabinet speaker	2x
MASK6T 6.5" cabinet speaker	8x
MASKW cluster mount kit	2x
MPH31-G Horn loaded music projector	2x
MICPAT-2 2-zone table type dynamic microphone	1x
PCR3000RMKII DAB-FM tuner & CD-audio/MP3 via USB-key or SD slot	1x
MA247 5+1 zone 100 volt zone mixing amplifier	1x
CABLE TYPE F RCA - RCA cinch stereo	2x
CABLE TYPE K RCA - mini-jack	1x
AUDIO CABLE 2 x 2 x 0.22 mm ² audio signal cable	...m
SPEAKER CABLE 2-core 1.5 mm ²	...m

04 ELECTRONICS CHOICE

of this installation - The maximum power consumption of
290
 watts





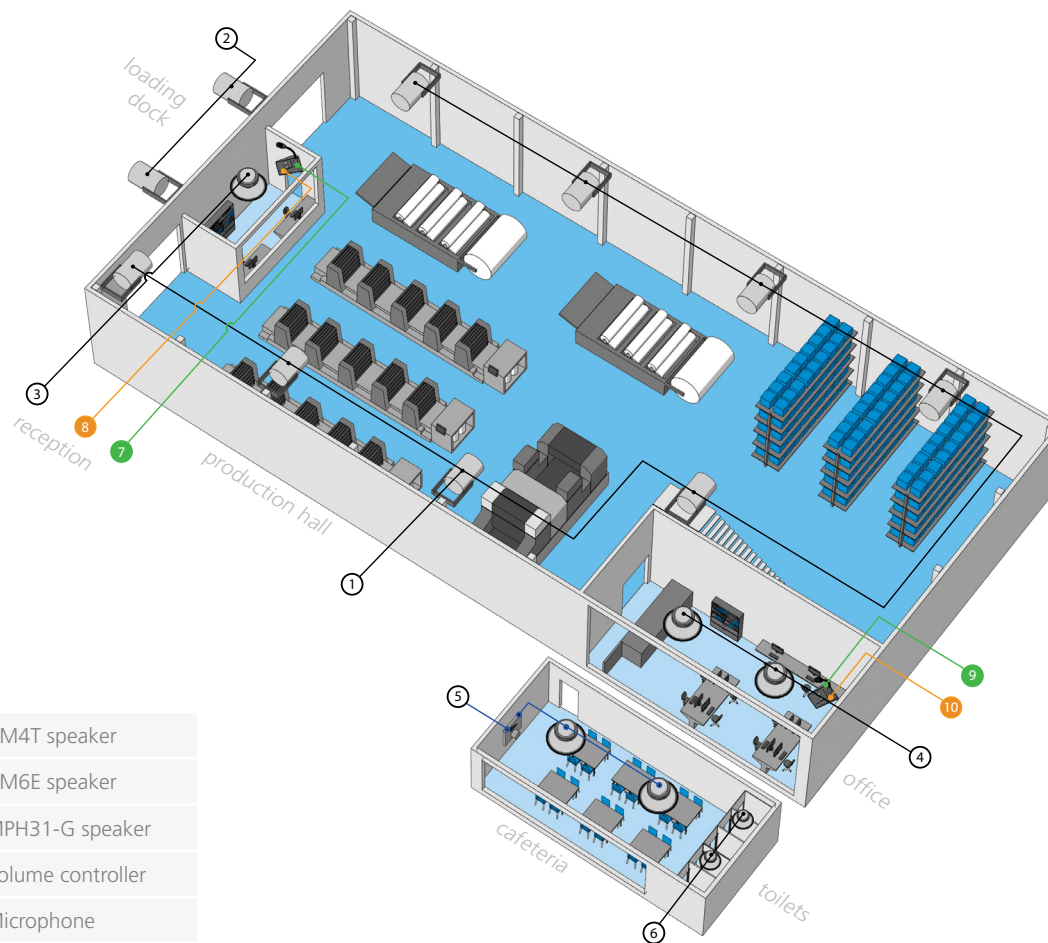
ON-WALL

Production hall
Area: 850 m² - 1400 m²

01 CUSTOMER REQUESTS

- ≡ One system versatile enough to cover the entire facility
- ≡ Powerful enough to ensure clarity of messages and music even in a noisy production area
- ≡ Outdoor speakers weatherproof and rustfree
- ≡ Stylish speakers in the office fitting with the interior
- ≡ Different music in production area compared to office, loading dock, cafeteria and toilets
- ≡ Independent volume control for offices, reception, production, cafeteria and loading dock

02 FLOOR PLAN PRODUCTION HALL



	CM4T speaker
	CM6E speaker
	MPH31-G speaker
	Volume controller
	Microphone
	Cable type B
	Cable type F
	Cable type K
	CAT5 cable
	Audio signal cable
	2-core speaker cable
	4-core speaker cable

Corporate

Production hall, Small factory, ...

Is your project larger than than the showroom in this example?

Check the other case studies in the Plug & Play section on the Apart Audio website or contact your Apart dealer. He will help you to work out a project that exactly fits your clients requirements.

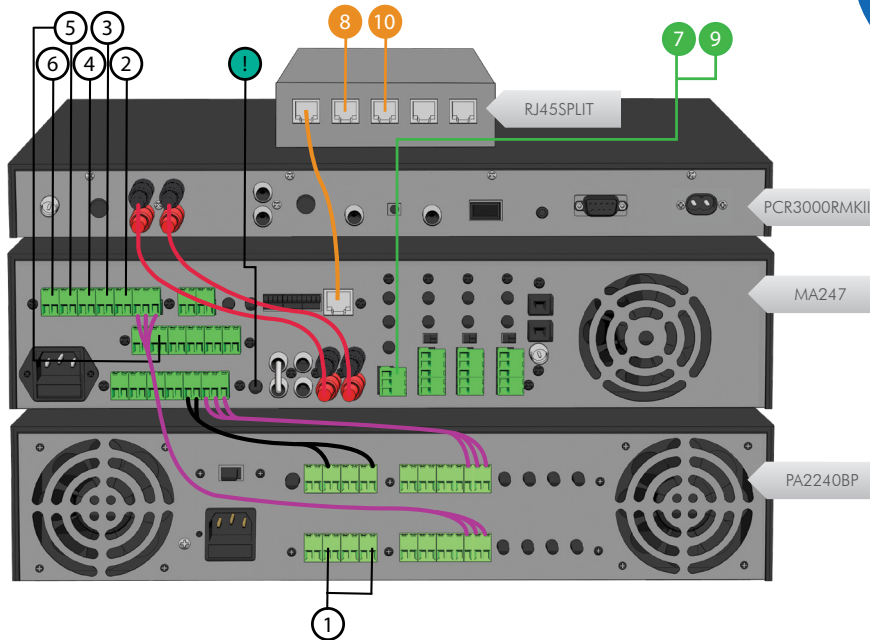
03 SPEAKER CHOICE

ZONE	SURFACE (m ²)	SPEAKERS	POWER SETTING	COLOUR
production hall	600-1000 m ²	8 x MPH31-G	30 watts	●
loading dock	150-250 m ²	2 x MPH31-G	30 watts	●
reception	15-30 m ²	1 x CM6E	6 watts	○ ● ●
office	30-60 m ²	2 x CM6E	6 watts	○ ● ●
cafeteria	30-60 m ²	2 x CM6E + E-VOL40	6 watts	○ ● ●
toilets	20-40 m ²	2 x CM4T	3 watts	○ ● ●

05 SHOPPING LIST


CM4T 4.2" ceiling speaker	2x
CM6E 6.5" ceiling speaker	5x
MPH31-G Horn loaded music projector	10x
E-VOL40 40 watts euro volume controller	1x
MICPAT-6 6-zone table type dynamic microphone	2x
RJ45SPLIT Microphone junction box	1x
PCR3000RMKII Media source	1x
MA247 5+1 zone 100 volt zone mixing amplifier	1x
PA2240BP Bridgeable 2 x 240 watts 100 volt power amplifier	1x
CABLE TYPE B EUROBLOCK - EUROBLOCK	2x
CABLE TYPE F RCA - RCA cinch stereo	2x
CABLE TYPE K RCA - mini-jack	1x
CAT5 NETWORK CABLE Network cable	3x
AUDIO CABLE 2 x 2 x 0.22 mm ² audio signal cable	...m
SPEAKER CABLE 2-core 1.5 mm ²	...m
SPEAKER CABLE 4-core 1.5 mm ²	...m

04 ELECTRONICS CHOICE



890
watts
The maximum power consumption of this installation





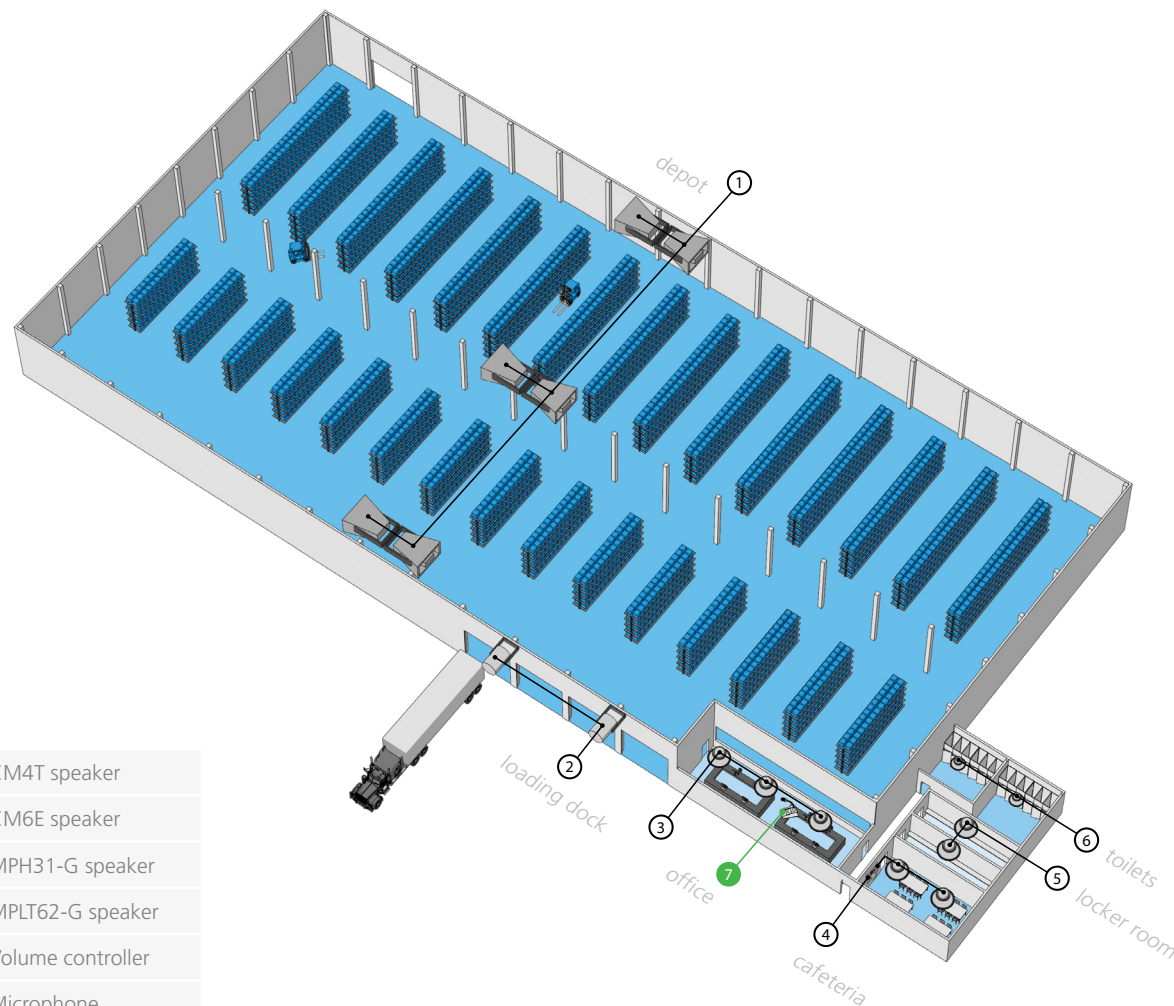
ON-WALL

Warehouse - low noise environment
Area: 3800 m² - 6000 m²

01 CUSTOMER REQUESTS

- ≡ A flexible system and versatile enough to cover the entire facility
- ≡ Radio 'Gaga' in the warehouse, CD/MP3 'Serious' in other zones
- ≡ Individual volume control per zone
- ≡ paging in 2 different groups of zones
- ≡ Horns rustfree and weatherproof

02 FLOOR PLAN WAREHOUSE



	CM4T speaker
	CM6E speaker
	MPH31-G speaker
	MPLT62-G speaker
	Volume controller
	Microphone
	Cable type B
	Cable type F
	Cable type K
	Audio signal cable
	2-core speaker cable

Is your project larger than the warehouse in this example?

Check the other case studies in the Plug & Play section on the Apart Audio website or contact your Apart dealer. He will help you to work out a project that exactly fits your clients requirements.

Corporate

Warehouse,
Do-it-yourself store, ...

36

03 SPEAKER CHOICE

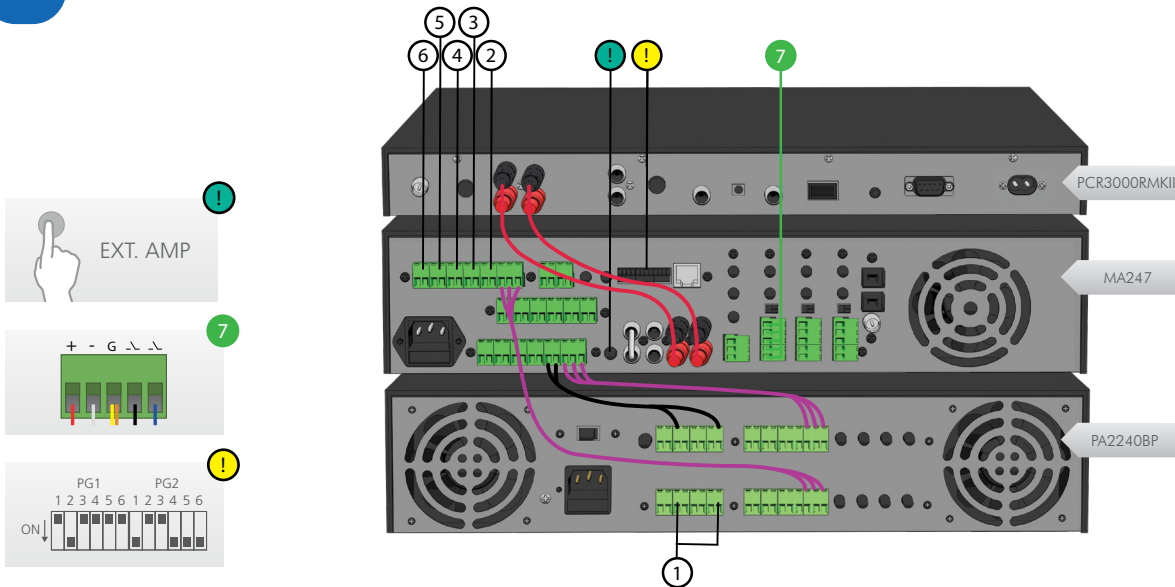
ZONE	SURFACE (m ²)	SPEAKERS	POWER SETTING	COLOUR
depot	3500-5500 m ²	6 x MPLT62-G	32 watts	●
office	50-100 m ²	3 x CM6E	6 watts	○ ● ●
loading dock	150-250 m ²	2 x MPH31-G	30 watts	●
cafeteria	40-80 m ²	2 x CM6E	6 watts	○ ● ●
locker room	40-80 m ²	2 x CM6E	6 watts	○ ● ●
toilets	20-40 m ²	2 x CM4T	6 watts	○ ● ●


05 SHOPPING LIST

CM4T 4.2" ceiling speaker	2x
CM6E 6.5" ceiling speaker	7x
MPH31-G Horn loaded music projector	2x
MPLT62-G Long throw music projector	6x
E-VOL40 40 watts euro volume controller	1x
MICPAT-2 2-zone table type dynamic microphone	1x
PCR3000RMKII DAB-FM tuner & CD-audio/MP3 via USB-key or SD slot	1x
MA247 5+1 zone 100 volt zone mixing amplifier	1x
PA2240BP Bridgeable 2 x 240 watts 100 volt power amplifier	1x
CABLE TYPE B EUROBLOCK - EUROBLOCK	2x
CABLE TYPE F RCA - RCA cinch stereo	2x
CABLE TYPE K RCA - mini-jack	1x
AUDIO CABLE 2 x 2 x 0.22 mm ² audio signal cable	...m
SPEAKER CABLE 2-core 1.5 mm ²	...m

04 ELECTRONICS CHOICE

890 watts
The maximum power consumption of this installation





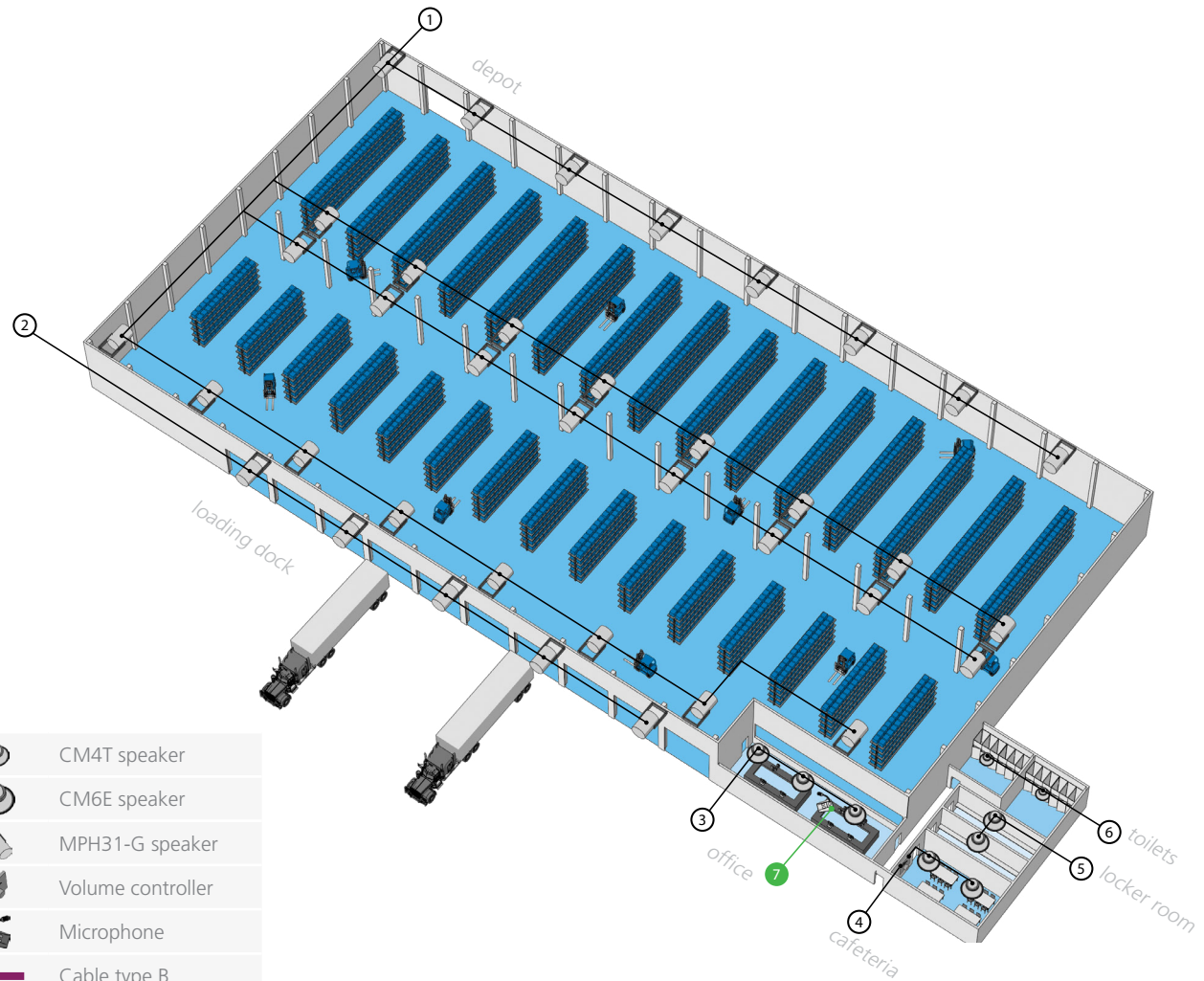
ON-WALL

Warehouse - noisy environment
Area: 3800 m² - 6000 m²

01 CUSTOMER REQUESTS

- ≡ A versatile system that can cover the entire facility
- ≡ Enough power and coverage to overcome the background noise in the warehouse
- ≡ Radio 'gaga' in the warehouse, MP3/CD 'serious' in other zones
- ≡ Individual volume control and individual paging per group
- ≡ Outdoor speakers rustfree and weatherproof

02 FLOOR PLAN WAREHOUSE



	CM4T speaker
	CM6E speaker
	MPH31-G speaker
	Volume controller
	Microphone
	Cable type B
	Cable type C
	Cable type F
	Cable type K
	Audio signal cable
	2-core speaker cable

Corporate
Warehouse,
Do-it-yourself store, ...

Is your project larger than the warehouse in this example?

Check the other case studies in the Plug & Play section on the Apart Audio website or contact your Apart dealer. He will help you to work out a project that exactly fits your clients requirements.

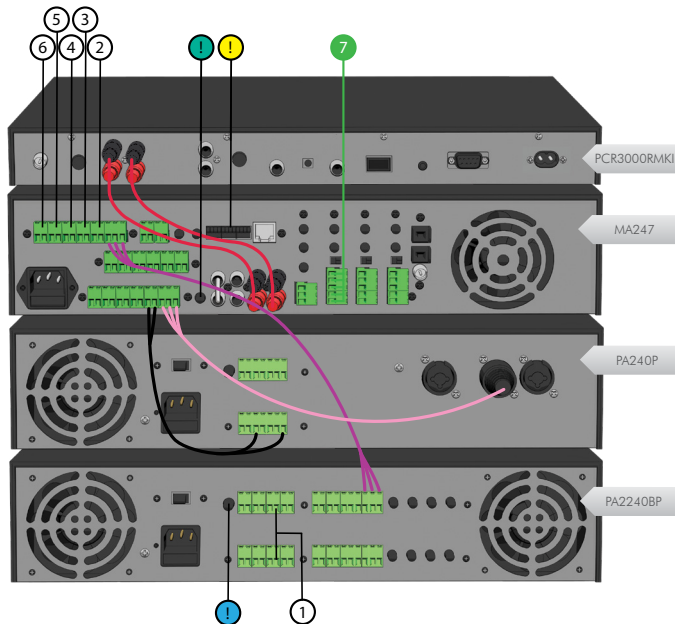
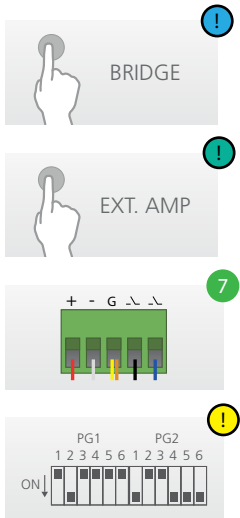
03 SPEAKER CHOICE

ZONE	SURFACE (m ²)	SPEAKERS	POWER SETTING	COLOUR
depot	3500-5500 m ²	32 x MPH31-G	15 watts	●
office	50-100 m ²	3 x CM6E	6 watts	○ ● ●
loading dock	150-250 m ²	5 x MPH31-G	30 watts	●
cafeteria	40-80 m ²	2 x CM6E	6 watts	○ ● ●
locker room	40-80 m ²	2 x CM6E	6 watts	○ ● ●
toilets	20-40 m ²	2 x CM4T	6 watts	○ ● ●

05 SHOPPING LIST

CM4T 4.2" ceiling speaker	2x
CM6E 6.5" ceiling speaker	7x
MPH31-G Horn loaded music projector	37x
E-VOL40 40 watts euro volume controller	1x
MICPAT-2 2-zone table type dynamic microphone	1x
PCR3000RMKII DAB-FM tuner & CD-audio/MP3 via USB-key or SD slot	1x
MA247 5+1 zone 100 volt zone mixing amplifier	1x
PA240P 240 watts 100 volt power amplifier	1x
PA2240BP Bridgeable 2 x 240 watts 100 volt power amplifier	1x
CABLE TYPE B EUROBLOCK - EUROBLOCK	2x
CABLE TYPE C EUROBLOCK - XLR3 male	1x
CABLE TYPE F RCA - RCA cinch stereo	2x
CABLE TYPE K RCA - mini-jack	1x
AUDIO CABLE 2 x 2 x 0.22 mm ² audio signal cable	...m
SPEAKER CABLE 2-core 1.5 mm ²	...m


04 ELECTRONICS CHOICE



of this installation - The maximum power consumption of

1190
watts





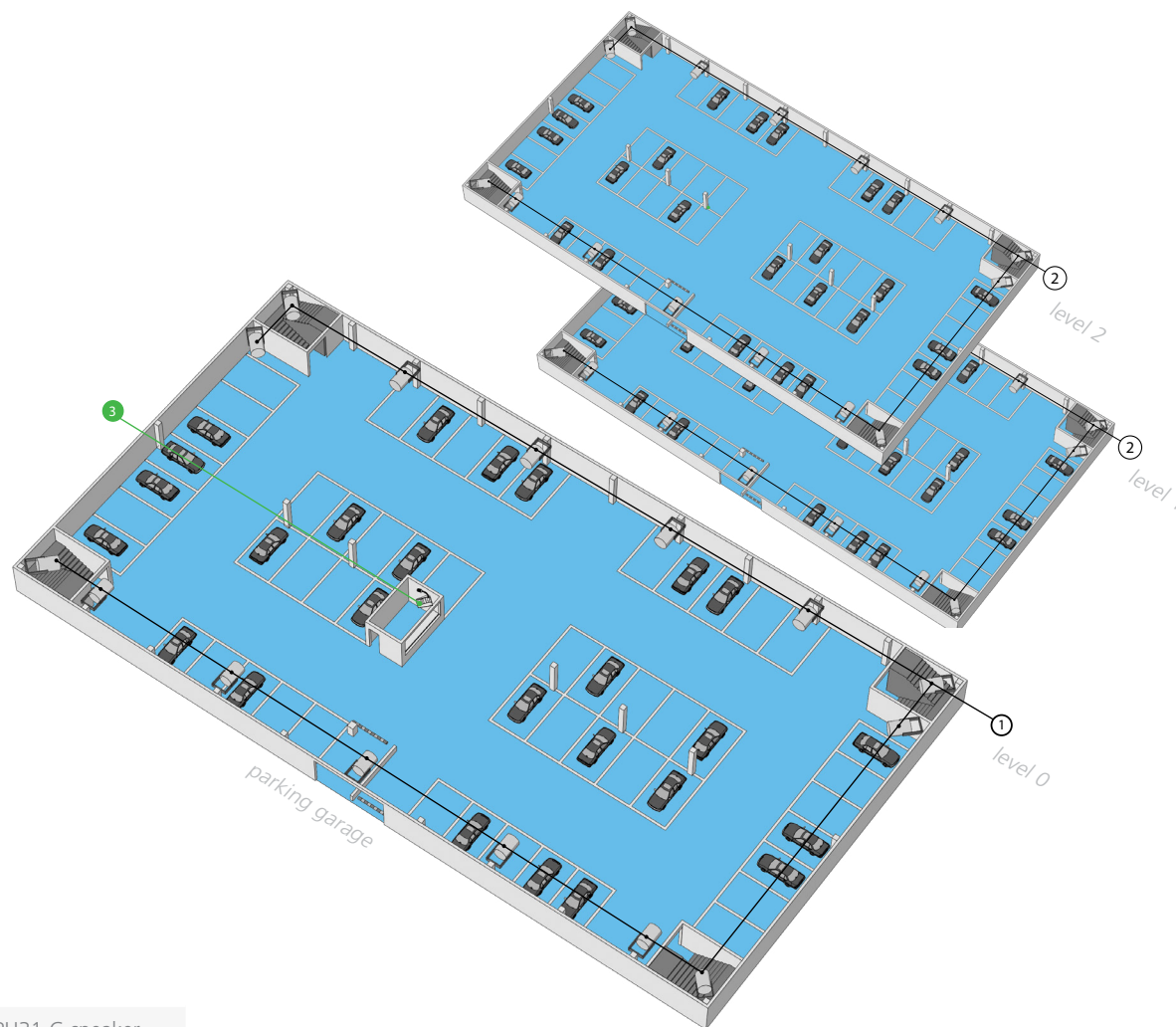
ON-WALL







Parking garage
Area: 4800 m² - 6600 m²

01 CUSTOMER REQUESTS

- ≡ Background music from radio, CD or MP3 player
- ≡ Excellent intelligibility throughout the parking area
- ≡ Rustproof and sturdy sound projectors
- ≡ 24/7 operation and reliability
- ≡ Microphone for paging messages

02 FLOOR PLAN PARKING GARAGE



	MPH31-G speaker
	Microphone
	Cable type F
	Cable type G
	Audio signal cable
	2-core speaker cable

Is your project larger than the parking garage in this example?

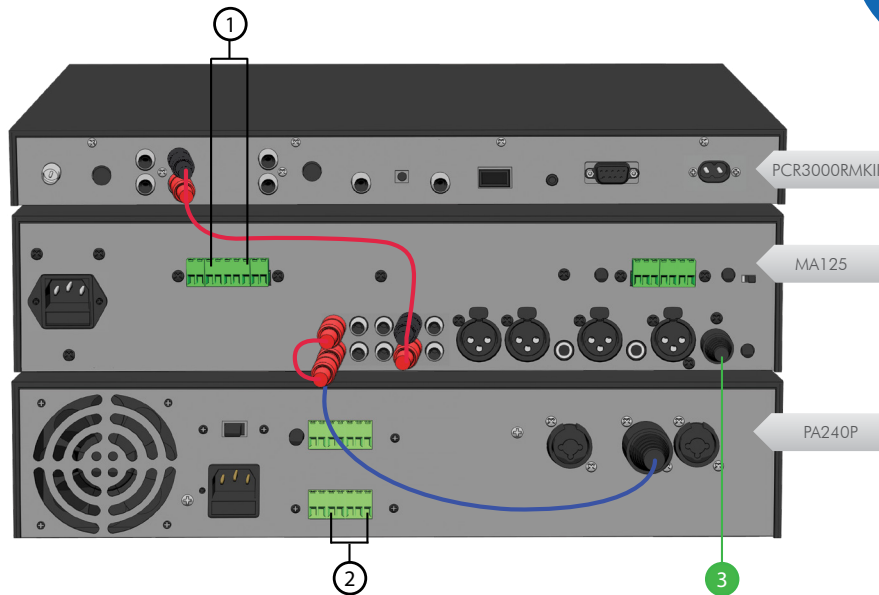
Check the other case studies in the Plug & Play section on the Apart Audio website or contact your Apart dealer. He will help you to work out a project that exactly fits your clients requirements.

Corporate
Parking garage, ...

03 SPEAKER CHOICE

ZONE	SURFACE (m ²)	SPEAKERS	POWER SETTING	COLOUR
level 0	1600-2200 m ²	11 x MPH31-G	5 watts	●
level 1	1600-2200 m ²	11 x MPH31-G	5 watts	●
level 2	1600-2200 m ²	11 x MPH31-G	5 watts	●
staircase	20-40 m ²	12 x MPH31-G	5 watts	●

04 ELECTRONICS CHOICE



of this installation - The maximum power consumption of
550
 watts

05 SHOPPING LIST



MPH31-G 45x
 Horn loaded music projector

MICPAT-D 1x
 1-zone table type dynamic microphone

PCR3000RMKII 1x
 DAB-FM tuner & CD-audio/MP3 via USB-key or SD slot

MA125 1x
 100 volt mixing amplifier

PA240P 1x
 240 watts 100 volt power amplifier

CABLE TYPE F 2x
 RCA - RCA cinch stereo

CABLE TYPE G 1x
 XLR3 female - RCA cinch stereo

ADAPTOR TYPE J 1x
 XLR3 male - XLR3 male

AUDIO CABLE ...m
 2 x 2 x 0.22 mm² audio signal cable


SPEAKER CABLE ...m
 2-core 1.5 mm²





03 RETAIL





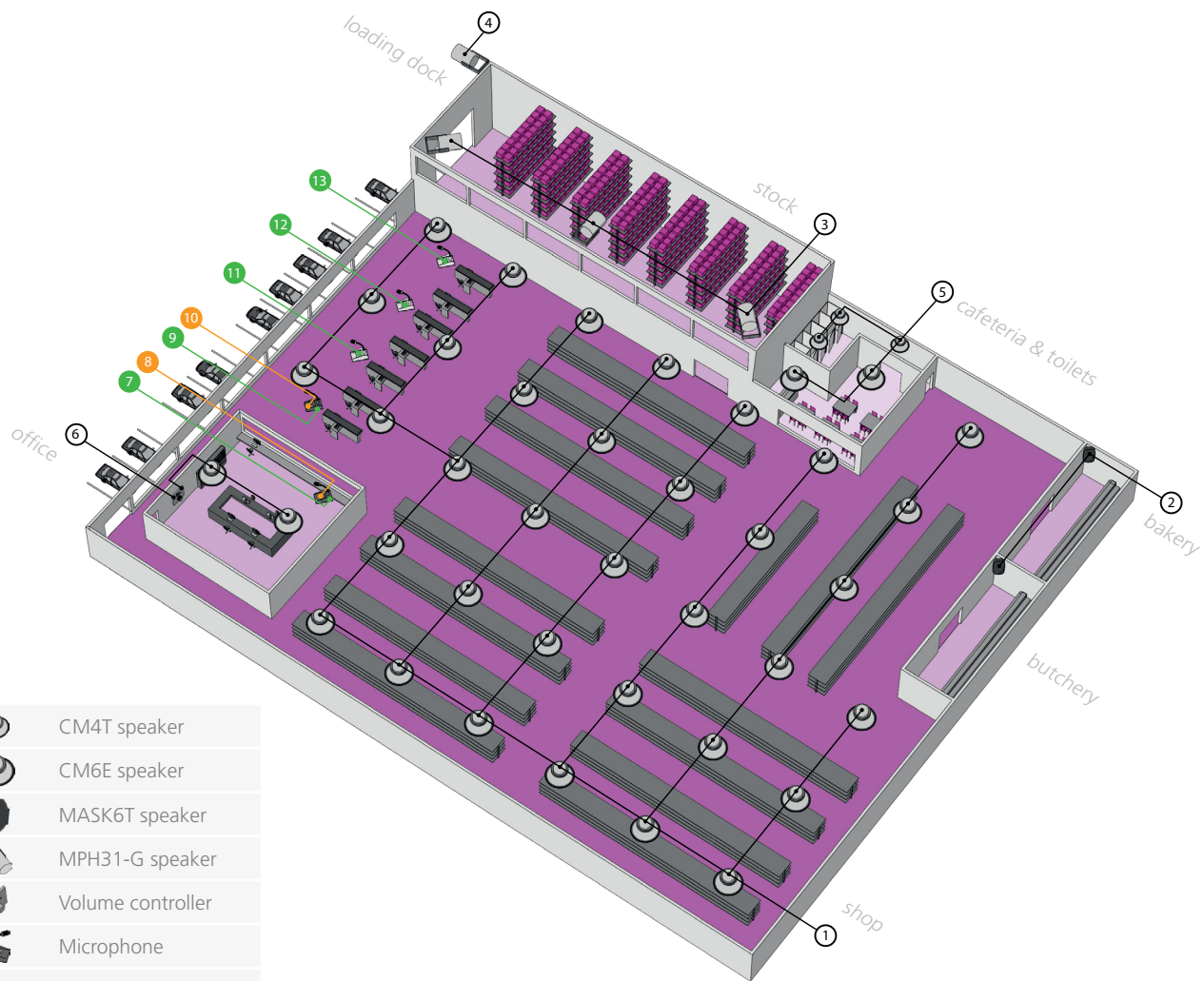
BUILT-IN

Supermarket
Area: 2200 m² - 3300 m²

01 CUSTOMER REQUESTS

- ≡ One system that can cover the entire building
- ≡ Background music and paging
- ≡ Individual paging and volume control per zone
- ≡ 5 microphones: 1 office and 4 checkout counters
- ≡ Radio and MP3 from CD/USB-key or SD-card
- ≡ Discrete ceiling speakers

02 FLOOR PLAN SUPERMARKET



	CM4T speaker
	CM6E speaker
	MASK6T speaker
	MPH31-G speaker
	Volume controller
	Microphone
	Cable type B
	Cable type F
	Cable type K
	CAT5 cable
	Audio signal cable
	2-core speaker cable

Retail

Supermarket, foodcourt,
Do-it-yourself store, ...

Is your project larger than the supermarket in this example?

Check the other case studies in the Plug & Play section on the Apart Audio website or contact your Apart dealer. He will help you to work out a project that exactly fits your clients requirements.

03 SPEAKER CHOICE

ZONE	SURFACE (m ²)	SPEAKERS	POWER SETTING	COLOUR
shop	1800-2400 m ²	35 x CM6E	6 watts	○ ● ●
bakery & butchery	60-120 m ²	2 x MASK6T	15 watts	○ ●
stock	250-400 m ²	3 x MPH31-G	15 watts	●
loading dock	100-200 m ²	1 x MPH31-G	30 watts	●
cafeteria & toilets	70-120 m ²	2 x CM6E + 3 x CM4T	6 watts	○ ● ● / ○ ● ●
office	30-60 m ²	2 x CM6E + E-VOL40	6 watts	○ ● ●

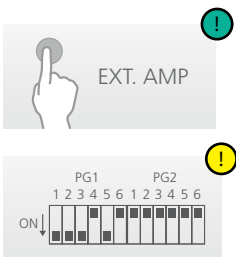
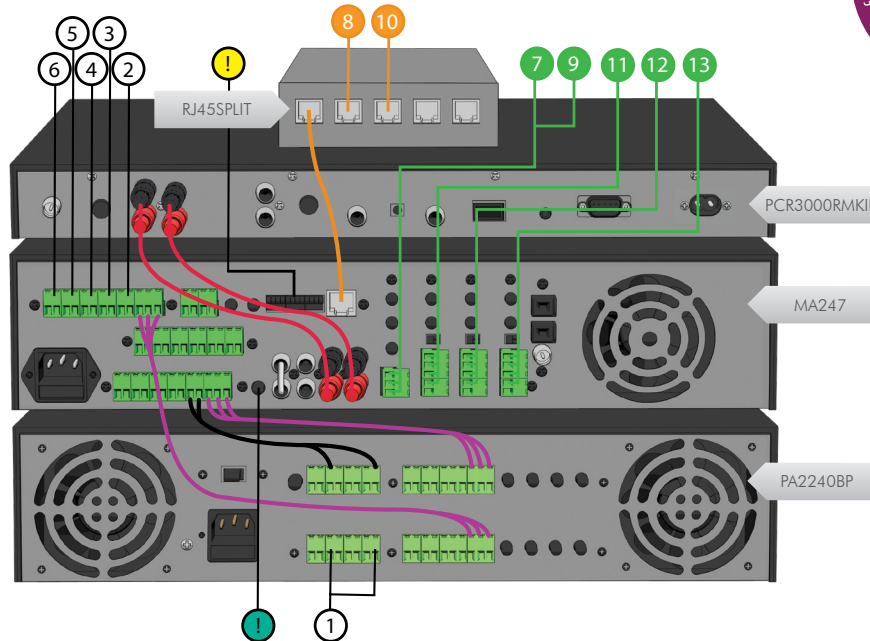
05 SHOPPING LIST




CM4T 4.2" ceiling speaker	3x
CM6E 6.5" ceiling speaker	39x
MPH31-G Horn loaded music projector	4x
MASK6T 6.5" cabinet speaker	2x
E-VOL40 40 watts euro volume controller	1x
MICPAT-6 6-zone table type dynamic microphone	2x
MICPACB-D CB-type dynamic paging microphone	3x
RJ45SPLIT Microphone junction box	1x
PCR3000RMKII media source	1x
MA247 5+1 zone 100 volt zone mixing amplifier	1x
PA2240BP 2 x 240 watts 100 volt power amplifier	1x
CABLE TYPE B EUROBLOCK - EUROBLOCK	2x
CABLE TYPE F RCA - RCA cinch stereo	2x
CABLE TYPE K RCA - mini-jack	1x
CAT5 NETWORK CABLE Network cable	3x
AUDIO CABLE 2 x 2 x 0.22 mm ² audio signal cable	...m
SPEAKER CABLE 2-core 1.5 mm ²	...m

04 ELECTRONICS CHOICE

890 watts
The maximum power consumption of this installation





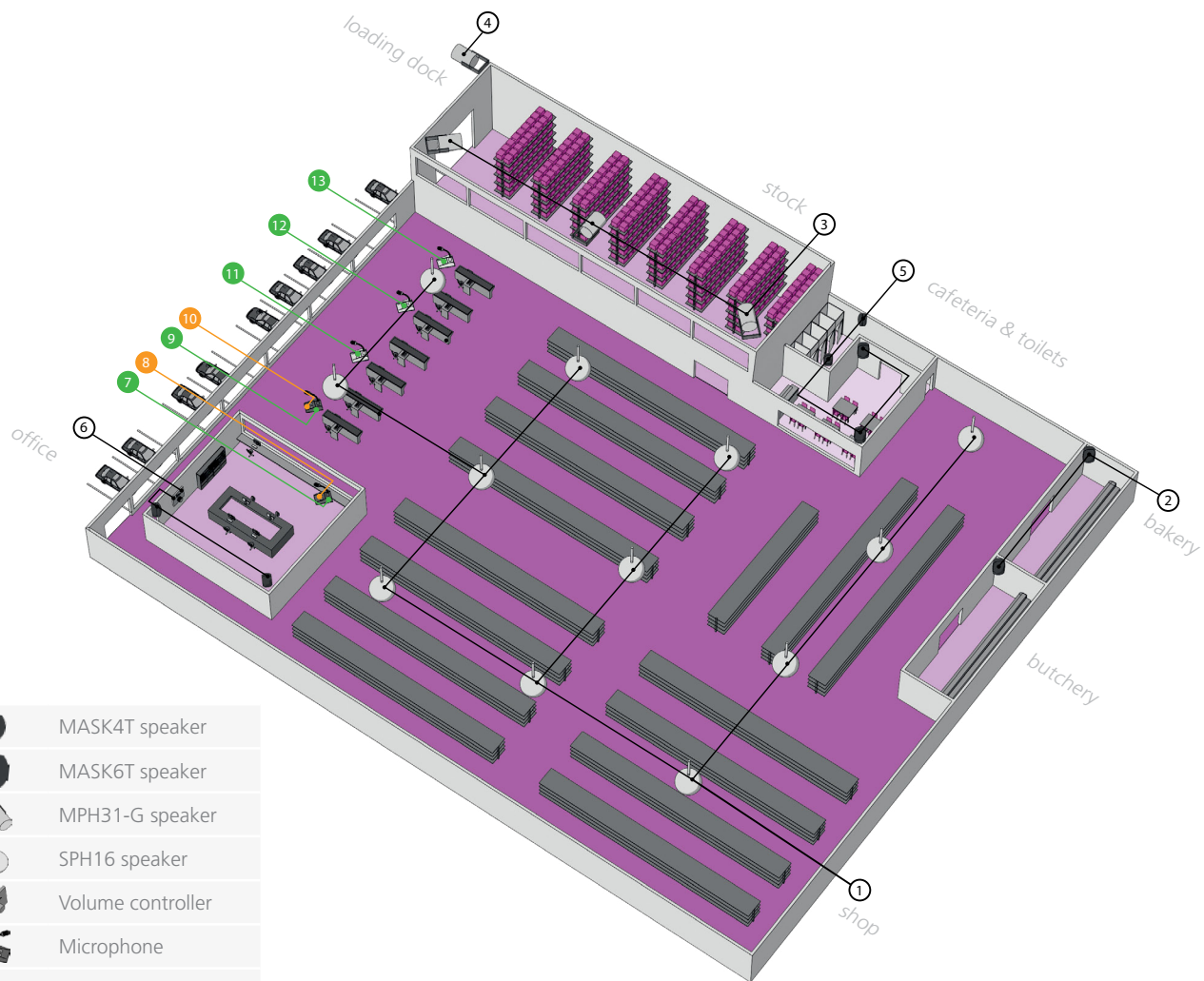
ON-WALL

Supermarket
Area: 2200 m² - 3300 m²

01 CUSTOMER REQUESTS

- ≡ One system that can cover the entire building
- ≡ Background music and paging
- ≡ Individual paging and volume control per zone
- ≡ 5 microphones: 1 office and 4 checkout counters
- ≡ Radio and MP3 from CD/USB-key or SD-card
- ≡ Speakers that fit a high open ceiling and provide good coverage

02 FLOOR PLAN SUPERMARKET



	MASK4T speaker
	MASK6T speaker
	MPH31-G speaker
	SPH16 speaker
	Volume controller
	Microphone
	Cable type B
	Cable type F
	Cable type K
	CAT5 cable
	Audio signal cable
	2-core speaker cable

Retail

Supermarket, foodcourt,
Do-it-yourself store, ...

Is your project larger than the supermarket in this example?

Check the other case studies in the Plug & Play section on the Apart Audio website or contact your Apart dealer. He will help you to work out a project that exactly fits your clients requirements.

03

SPEAKER CHOICE

ZONE	SURFACE (m ²)	SPEAKERS	POWER SETTING	COLOUR
shop	1800-2400 m ²	12 x SPH16	6 watts	
bakery & butchery	60-120 m ²	2 x MASK6T	15 watts	
stock	250-400 m ²	3 x MPH31-G	15 watts	
loading dock	100-200 m ²	1 x MPH31-G	30 watts	
cafeteria & toilets	70-120 m ²	2 x MASK6T + 2 x MASK4T	6 watts	
office	30-60 m ²	2 x MASK4T + E-VOL40	6 watts	

05

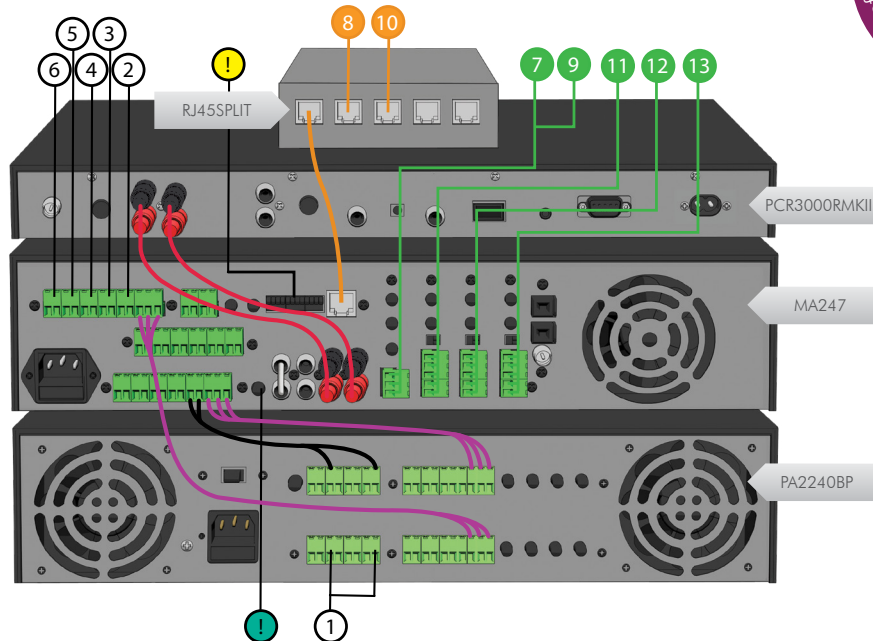
SHOPPING LIST



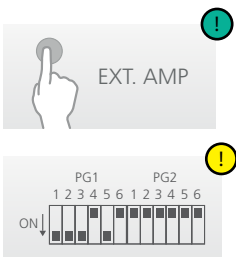
MASK4T 4.2" cabinet speaker	4x
MASK6T 6.5" cabinet speaker	4x
SPH16 2-way sphere speaker	12x
MPH31-G Horn loaded music projector	4x
E-VOL40 40 watts euro volume controller	1x
MICPAT-6 6-zone table type dynamic microphone	2x
MICPACB-D CB-type dynamic paging microphone	3x
RJ45SPLIT Microphone junction box	1x
PCR3000RMKII Media source	1x
MA247 5+1 zone 100 volt zone mixing amplifier	1x
PA2240BP 2 x 240 watts 100 volt power amplifier	1x
CABLE TYPE B EUROBLOCK - EUROBLOCK	2x
CABLE TYPE F RCA - RCA cinch stereo	2x
CABLE TYPE K RCA - mini-jack	1x
CAT5 NETWORK CABLE Network cable	3x
AUDIO CABLE 2 x 2 x 0.22 mm ² audio signal cable	...m
SPEAKER CABLE 2-core 1.5 mm ²	...m

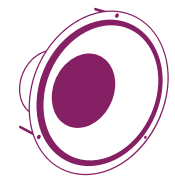
04

ELECTRONICS CHOICE



890 watts
The maximum power consumption of this installation





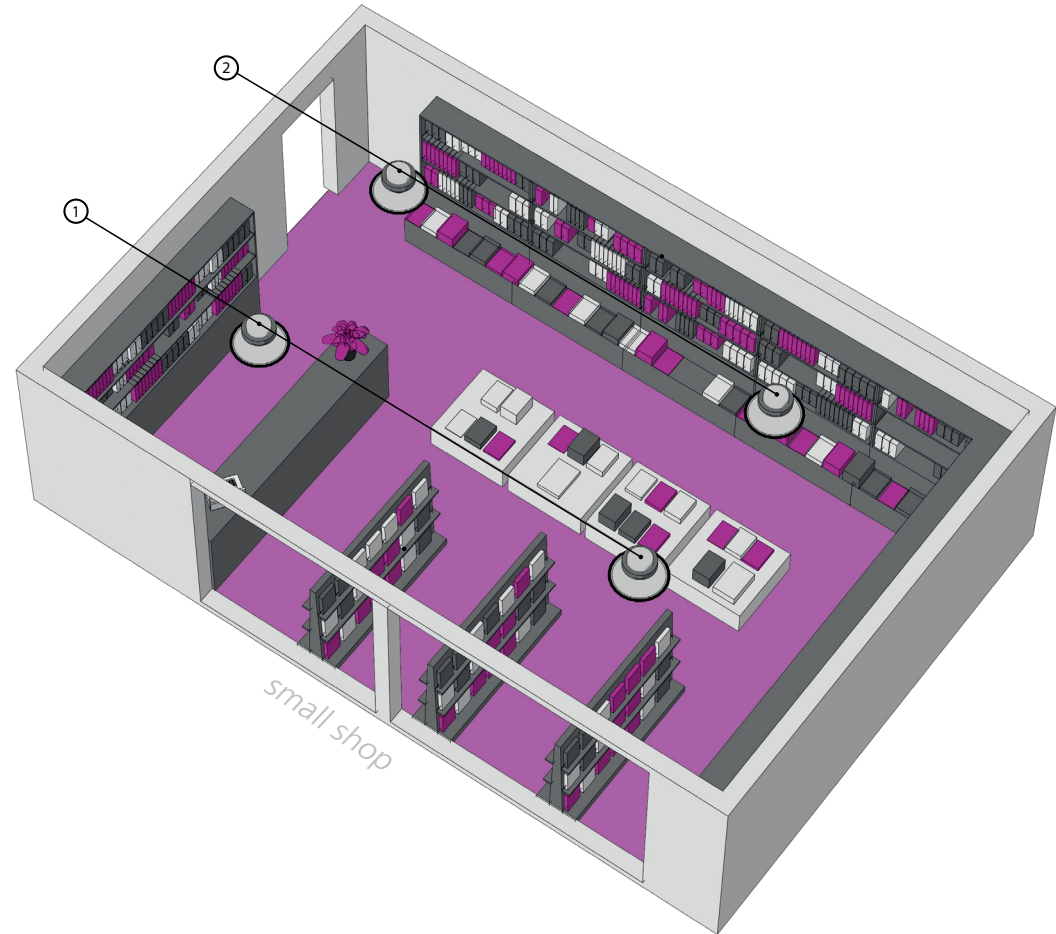
BUILT-IN





Shop, small - background music
Area: 80 m² - 160 m²

01 CUSTOMER REQUESTS

- ≡ Clear background music without being intrusive from radio and CD/MP3 player
- ≡ Stylish and discrete ceiling speakers

02 FLOOR PLAN SHOP, SMALL - BACKGROUND MUSIC



	CM608 speaker
	Cable type F
	Cable type K
	2-core speaker cable

Is your project larger than than the store in this example?

Check the other case studies in the Plug & Play section on the Apart Audio website or contact your Apart dealer. He will help you to work out a project that exactly fits your clients requirements.

Retail

Newspaper shop, Drugstore,
Take-away restaurant,
Snack bar, Tobacco shop, ...

03 SPEAKER CHOICE

ZONE	SURFACE (m ²)	SPEAKERS	COLOUR
small shop	80-160 m ²	4 x CM608	

05 SHOPPING LIST





CM608 6.5" ceiling speaker	4x
PCR3000RMKII DAB-FM tuner & CD-audio/MP3 via USB-key or SD slot	1x
CONCEPT1 Integrated stereo mixing amplifier	1x
CABLE TYPE F RCA - RCA cinch stereo	1x
CABLE TYPE K RCA - RCA mini-jack	1x
SPEAKER CABLE 2-core 1.5 mm ²	...m

04 ELECTRONICS CHOICE

220
watts

The maximum power consumption of this installation





ON-WALL

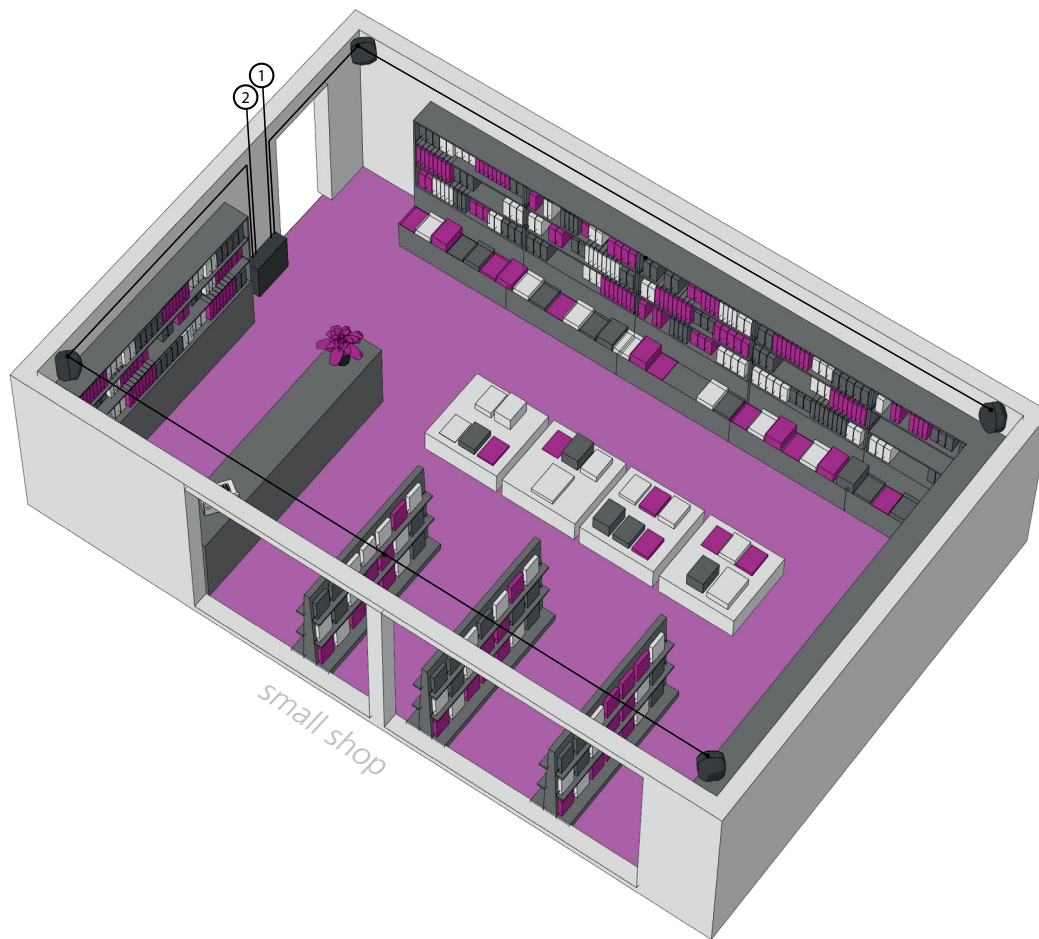
Shop, small - background music
Area: 80 m² - 160 m²

01 CUSTOMER REQUESTS

- ≡ Clear background music without being intrusive from radio and CD/MP3 player
- ≡ Discrete, elegant and trendy cabinet speakers

02

FLOOR PLAN SHOP, SMALL - BACKGROUND MUSIC



	MASK2 speaker
	SUBLIME subwoofer
	Cable type F
	Cable type K
	2-core speaker cable



Is your project larger than the store in this example?

Check the other case studies in the Plug & Play section on the Apart Audio website or contact your Apart dealer. He will help you to work out a project that exactly fits your clients requirements.

Retail


Newspaper shop, Drugstore, Take-away restaurant, Snack bar, Tobacco shop, ...

03 SPEAKER CHOICE

ZONE	SURFACE (m ²)	SPEAKERS	COLOUR
small shop	80-160 m ²	4 x MASK2 + 1 x SUBLIME	 

04 ELECTRONICS CHOICE

220 watts
The maximum power consumption of this installation

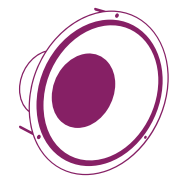


05 SHOPPING LIST



MASK2 2.5" cabinet speaker	4x
SUBLIME Passive subwoofer	1x
PCR3000RMKII DAB-FM tuner & CD-audio/MP3 via USB-key or SD slot	1x
CONCEPT1 Integrated stereo mixing amplifier	1x
CABLE TYPE F RCA - RCA cinch stereo	1x
CABLE TYPE K RCA - mini-jack	1x
SPEAKER CABLE 2-core 1.5 mm ²	...m





BUILT-IN

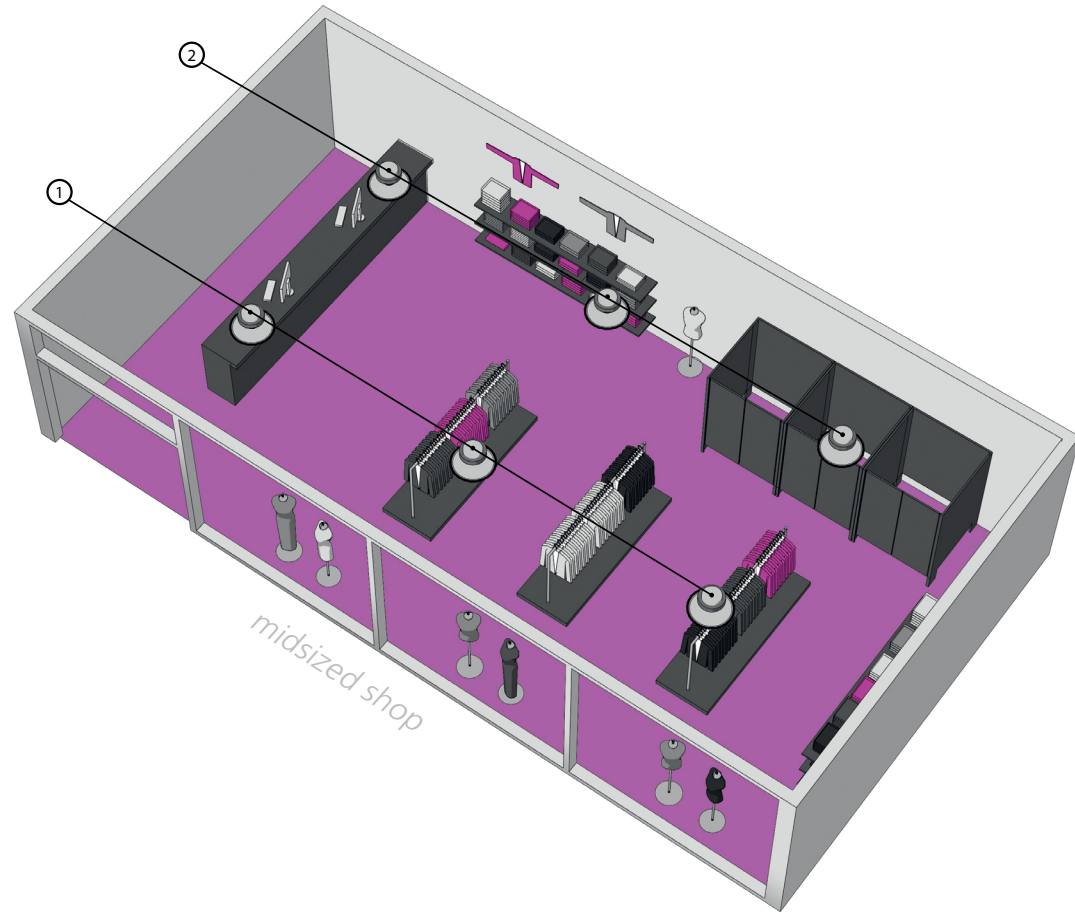
Shop, mid-sized - background music
Area: 120 m² - 220 m²





01 CUSTOMER REQUESTS

- ≡ Appealing & trendy atmosphere
- ≡ Quality background music from radio or CD/MP3 player
- ≡ Good sound quality needed but should not be loud
- ≡ Stylish and inconspicuous ceiling speakers

02

FLOOR PLAN SHOP, MIDSIZED - BACKGROUND MUSIC



	CM20T speaker
	Cable type F
	Cable type K
	2-core speaker cable

Is your project larger than the store in this example?

Check the other case studies in the Plug & Play section on the Apart Audio website or contact your Apart dealer. He will help you to work out a project that exactly fits your clients requirements.

Retail

Boutique, Drugstore,
Fashion store, ...

03 SPEAKER CHOICE

ZONE	SURFACE (m ²)	SPEAKERS	POWER SETTING	COLOUR
midsized shop	120-220 m ²	6 x CM20T	16 ohms	


05 SHOPPING LIST




CM20T 6.5" ceiling speaker	6x
PCR3000RMKII DAB-FM tuner & CD-audio/MP3 via USB-key or SD slot	1x
CONCEPT1 Integrated stereo mixing amplifier	1x
CABLE TYPE F RCA - RCA cinch stereo	1x
CABLE TYPE K RCA - mini-jack	1x
SPEAKER CABLE 2-core 1.5 mm ²	...m

04 ELECTRONICS CHOICE

The maximum power consumption of this installation - **220 watts**





ON-WALL

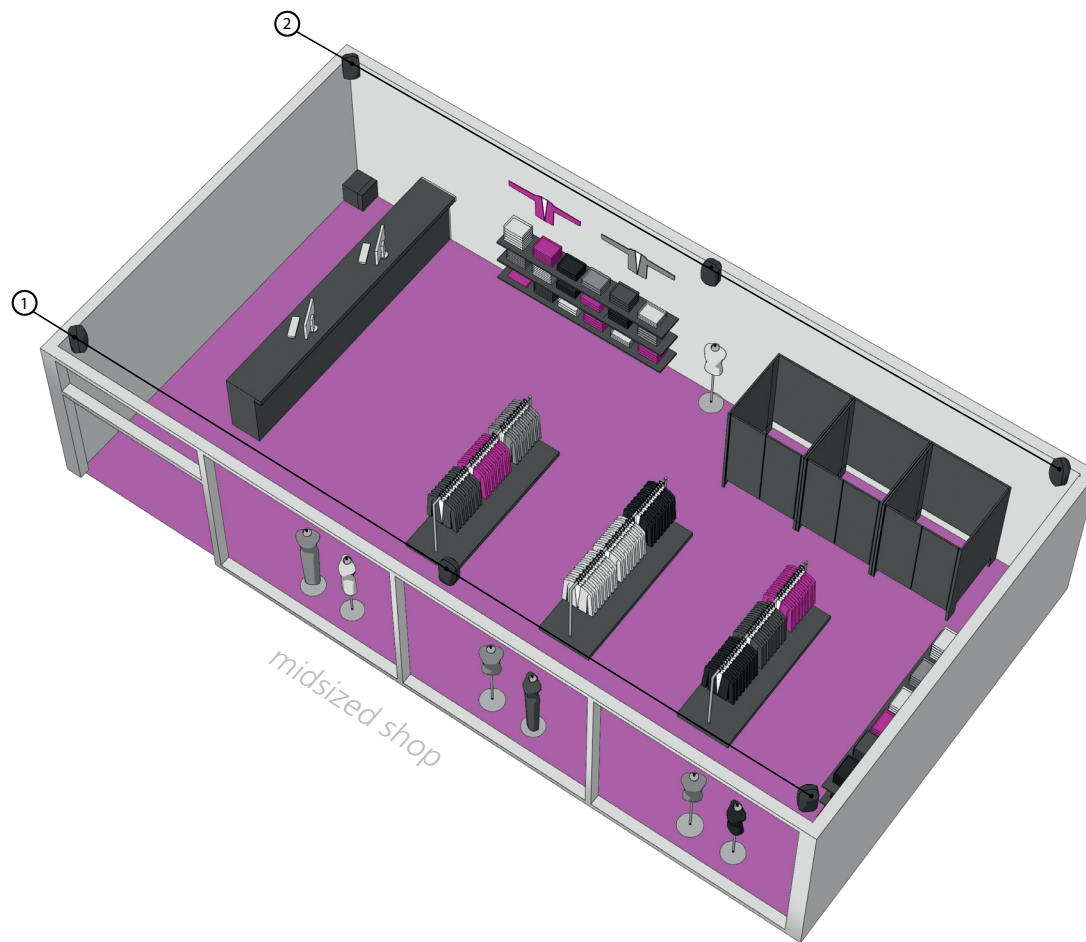
Shop, mid-sized - background music
Area: 120 m² - 220 m²

01 CUSTOMER REQUESTS

- ≡ Refined and fashionable feeling
- ≡ Quality background music from radio or CD/MP3 player
- ≡ Music should have body but should remain background
- ≡ Stylish and small cabinet speakers to go with the interior and fashion design

02

FLOOR PLAN SHOP, MIDSIZED - BACKGROUND MUSIC



	MASK4T speaker
	SUBA165 subwoofer
	Cable type F
	Cable type K
	2-core speaker cable

Is your project larger than the store in this example?

Check the other case studies in the Plug & Play section on the Apart Audio website or contact your Apart dealer. He will help you to work out a project that exactly fits your clients requirements.

Retail


Boutique, Drugstore, Fashion store, ...

03 SPEAKER CHOICE

ZONE	SURFACE (m ²)	SPEAKERS	POWER SETTING	COLOUR
midsized shop	120-220 m ²	6 x MASK4T + 1 x SUBA165	16 ohms	○ ● ● / ○ ●

04 ELECTRONICS CHOICE

The maximum power consumption of this installation - 220 watts



05 SHOPPING LIST



MASK4T
4.2" cabinet speaker **6x**

SUBA165
8" active subwoofer **1x**

PCR3000RMKII
DAB-FM tuner & CD-audio/MP3 via USB-key or SD slot **1x**


CONCEPT1
Integrated stereo mixing amplifier **1x**

CABLE TYPE F
RCA - RCA cinch stereo **2x**

CABLE TYPE K
RCA - mini-jack **1x**

SPEAKER CABLE
2-core 1.5 mm² **...m**





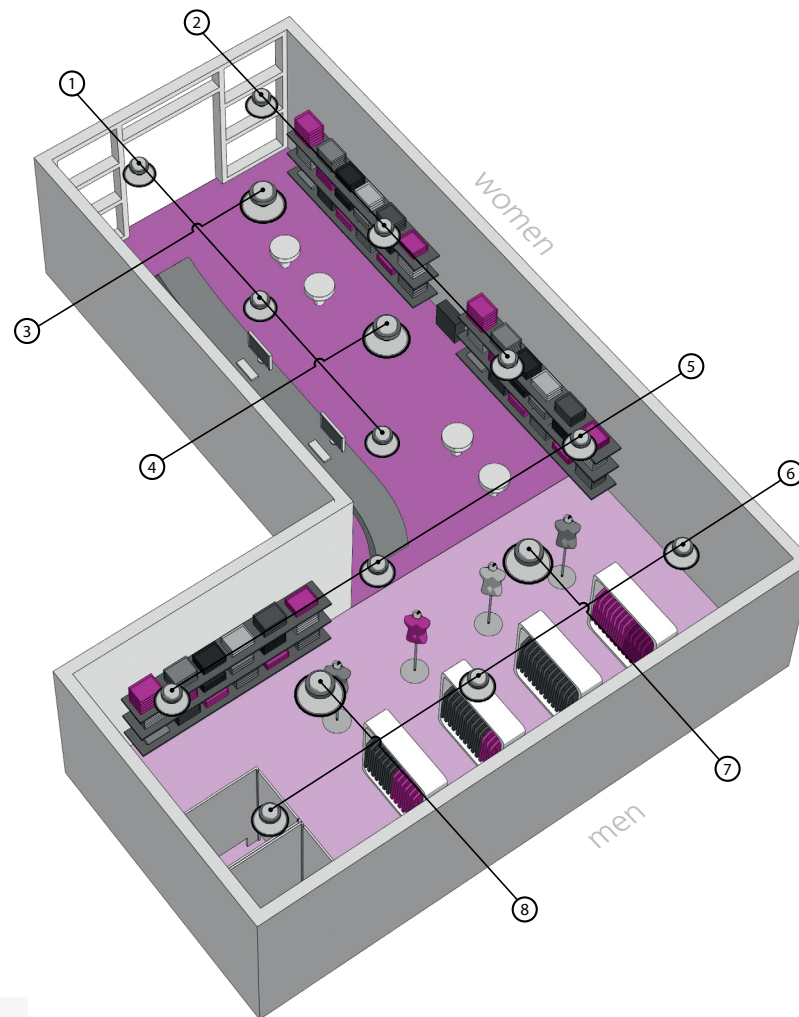
BUILT-IN

Shop, mid-sized - loud music
Area: 120 m² - 220 m²

01 CUSTOMER REQUESTS

- ≡ Hip and attractive atmosphere
- ≡ Different volume control in 2 zones
- ≡ Men and women's zone with independent volume control
- ≡ Music (CD/MP3) should draw people in the store and in relation with the style and image of the brand
- ≡ Elegant and stylish ceiling speakers to match the design

02 FLOOR PLAN SHOP, MIDSIZED - LOUD MUSIC



	CM4T speaker
	CMSUB8 subwoofer
	Cable type F
	Cable type K
	Cable type G
	2-core speaker cable

Is your project larger than the store in this example?

Check the other case studies in the Plug & Play section on the Apart Audio website or contact your Apart dealer. He will help you to work out a project that exactly fits your clients requirements.

Retail

Fashion store, Games arcade, ...

03 SPEAKER CHOICE

ZONE	SURFACE (m ²)	SPEAKERS	POWER SETTING	COLOUR
women	60-120 m ²	6 x CM4T + 2 x CMSUB8	16 ohms	○ ● ● / ○
men	50-100 m ²	6 x CM4T + 2 x CMSUB8	16 ohms	○ ● ● / ○

05 SHOPPING LIST



CM4T
4.2" ceiling speaker **12x**

CMSUB8
8" ceiling subwoofer **4x**

PCR3000RMKII
DAB-FM tuner & CD-audio/MP3 via USB-key or SD slot **1x**

PM7400MKII
2-zone mixing pre-amplifier **1x**

CHAMP-4
4 channel power amplifier **2x**

CABLE TYPE G
XLR3 female - RCA cinch stereo **1x**

CABLE TYPE F
RCA - RCA cinch stereo **4x**

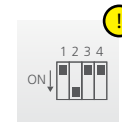
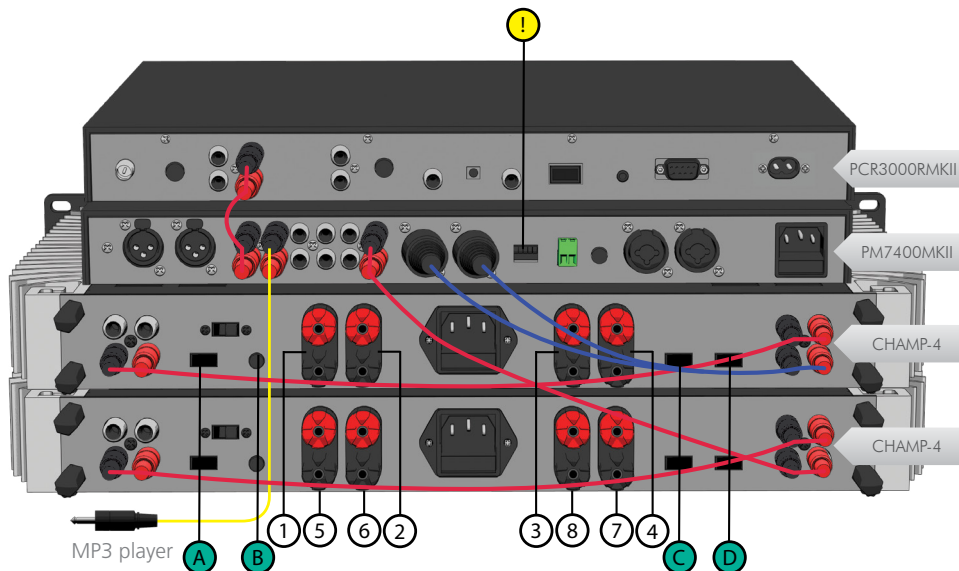
CABLE TYPE K
RCA - mini-jack **1x**


SPEAKER CABLE
2-core 1.5 mm² **...m**

04 ELECTRONICS CHOICE

860 watts
The maximum power consumption of this installation

- A** 2 CHANNEL STEREO MODE
- B** CROSS-OVER
- C** AP CROSS OVER SUB
- D** 2 CHANNEL STEREO MODE





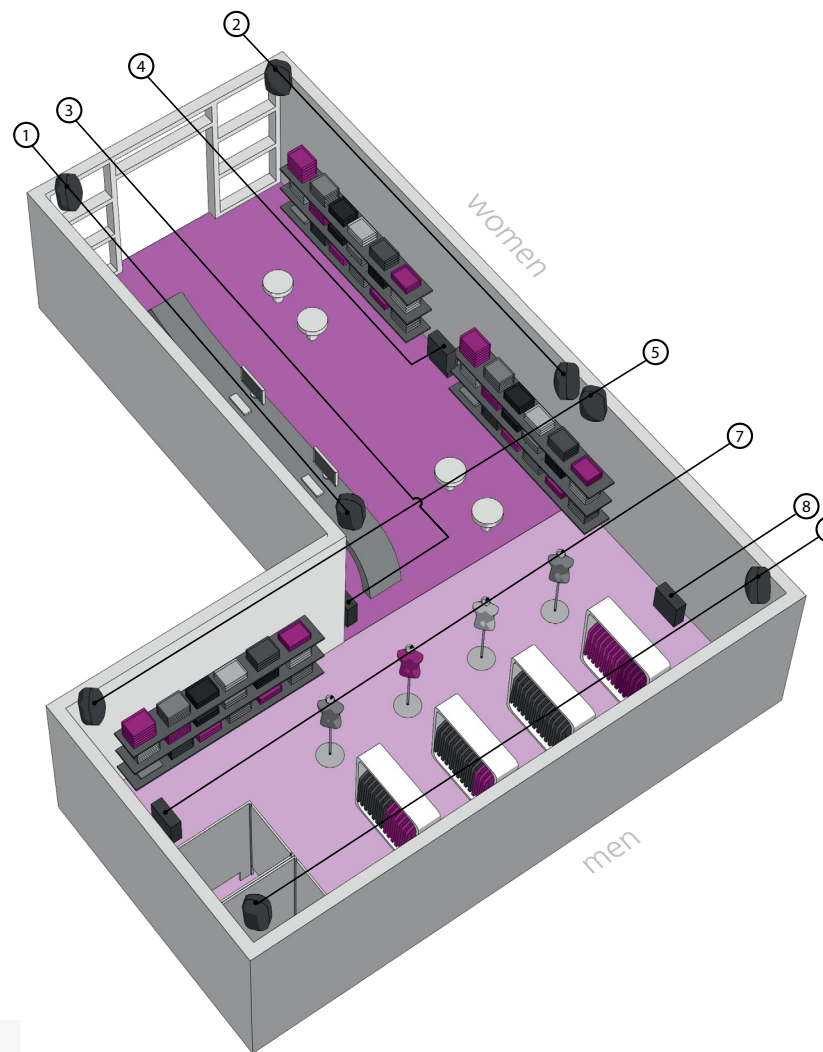
ON-WALL

Shop, mid-sized - loud music
Area: 120 m² - 220 m²

01 CUSTOMER REQUESTS

- ≡ Flashy and appealing feeling
- ≡ Men and women's zone with independent volume control
- ≡ Music should draw people in the store and in relation with the style and image of the brand
- ≡ Radio or CD / MP3 from CD, USB-key or SD-card
- ≡ Elegant and stylish cabinet speakers to fit interior and fashion

02 FLOOR PLAN SHOP, MIDSIZED - LOUD MUSIC



	MASK4 speaker
	SUBLIME subwoofer
	Cable type F
	Cable type K
	Cable type G
	2-core speaker cable

Is your project larger than the store in this example?

Check the other case studies in the Plug & Play section on the Apart Audio website or contact your Apart dealer. He will help you to work out a project that exactly fits your clients requirements.

Retail

Fashion store, Games arcade, ...

03 SPEAKER CHOICE

ZONE	SURFACE (m ²)	SPEAKERS	COLOUR
women	60-120 m ²	4 x MASK4 + 2 x SUBMILE	○ ● ● / ○ ●
men	50-100 m ²	4 x MASK4 + 2 x SUBLIME	○ ● ● / ○ ●

05 SHOPPING LIST



MASK4
4.2" cabinet speaker **8x**

SUBLIME
Very slim subwoofer **4x**

PCR3000RMKII
DAB-FM tuner & CD-audio/MP3 via USB-key or SD slot **1x**

PM7400MKII
2-zone mixing pre-amplifier **1x**

CHAMP-4
4 channel power amplifier **2x**

CABLE TYPE G
XLR3 female - RCA cinch stereo **1x**

CABLE TYPE F
RCA - RCA cinch stereo **4x**


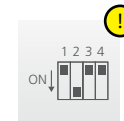
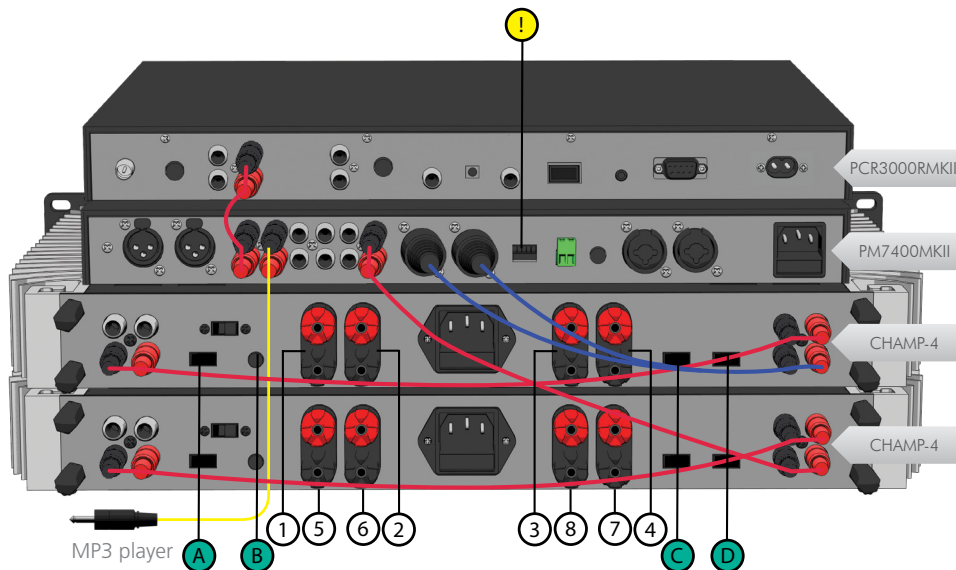
CABLE TYPE K
RCA - mini-jack **1x**

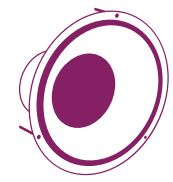
SPEAKER CABLE
2-core 1.5 mm² **...m**

04 ELECTRONICS CHOICE

860 watts
The maximum power consumption of this installation

- A** 2 CHANNEL STEREO
- B** CROSS-OVER
- C** AP CROSS OVER
- D** 2 CHANNEL STEREO





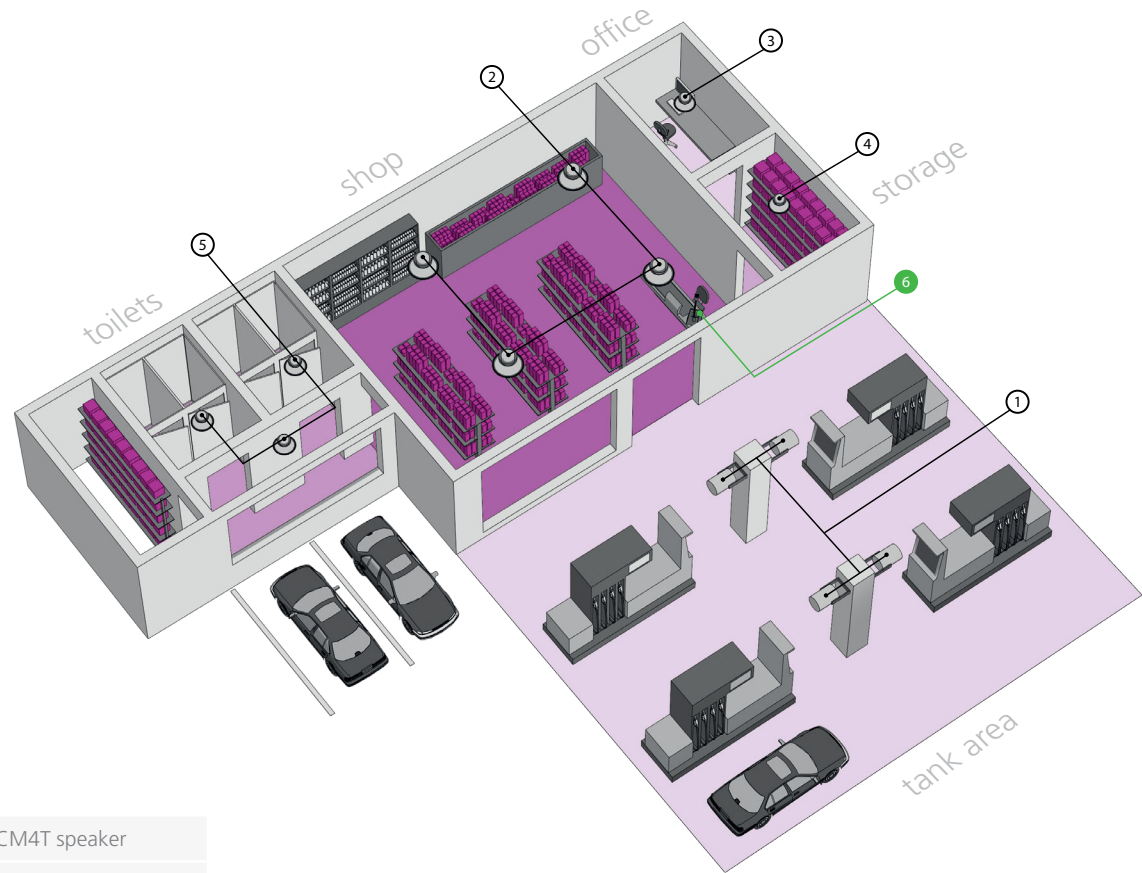
BUILT-IN

Gas station
Area: 250 m² - 550 m²

01 CUSTOMER REQUESTS

- ≡ Dispersed background music from radio, CD or MP3 player
- ≡ Selective zone paging (indoor & outdoor) with clear intelligibility
- ≡ Volume control per zone
- ≡ Weatherproof speakers outdoor
- ≡ Stylish ceiling speakers indoor

02 FLOOR PLAN GAS STATION



	CM4T speaker
	CM6E speaker
	MPH31-G speaker
	Cable type C
	Cable type F
	Cable type K
	Audio signal cable
	2-core speaker cable

Retail

Gas station, ...

Is your project larger than the gas station in this example?

Check the other case studies in the Plug & Play section on the Apart Audio website or contact your Apart dealer. He will help you to work out a project that exactly fits your clients requirements.

60

03 SPEAKER CHOICE

ZONE	SURFACE (m ²)	SPEAKERS	POWER SETTING	COLOUR
tank area	150-350 m ²	4 x MPH31-G	20 watts	
shop	60-120 m ²	4 x CM6E	6 watts	
office	10-20 m ²	1 x CM4T	6 watts	
toilets	30-60 m ²	3 x CM4T	6 watts	
storage	10-20 m ²	1 x CM4T	6 watts	

05 SHOPPING LIST



CM4T
4.2" ceiling speaker **5x**

CM6E
6.5" ceiling speaker **4x**

MPH31-G
Horn loaded music projector **4x**

MICPAT-2
2-zone table type dynamic microphone **1x**

PCR3000RMKII
DAB-FM tuner & CD-audio/MP3 via USB-key or SD slot **1x**

MA247
5+1 zone 100 volt zone mixing amplifier **1x**

PA240P
240 watts 100 volt power amplifier **1x**

CABLE TYPE C
EUROBLOCK - XLR3 male **1x**

CABLE TYPE F
RCA - RCA cinch stereo **2x**


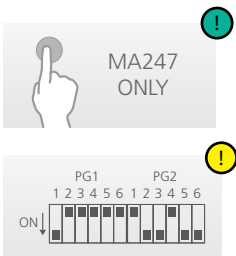
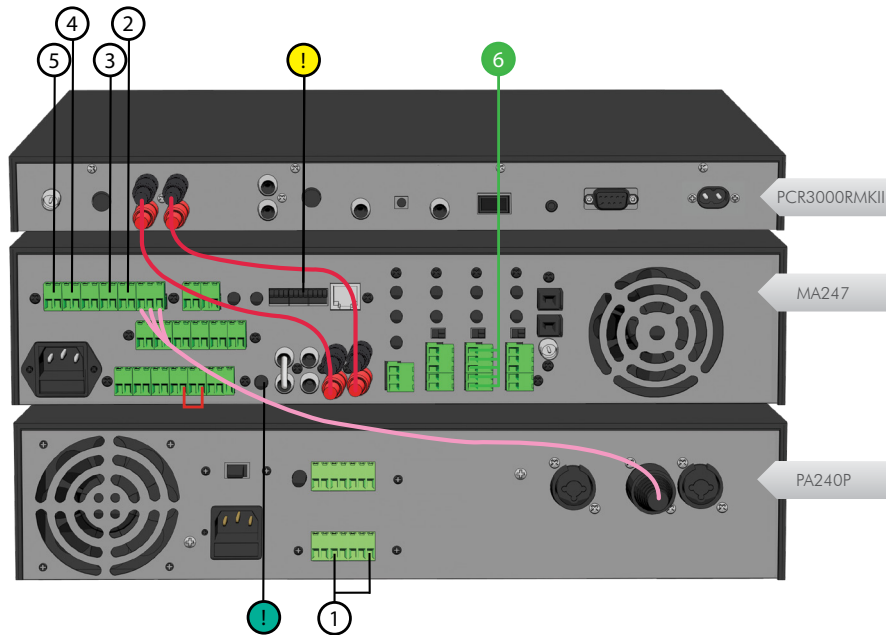
CABLE TYPE K
RCA - mini-jack **1x**


AUDIO CABLE
2 x 2 x 0.22 mm² audio signal cable **...m**

SPEAKER CABLE
2-core 1.5 mm² **...m**

04 ELECTRONICS CHOICE


590 watts
The maximum power consumption of this installation





04 SPORTS & LEISURE





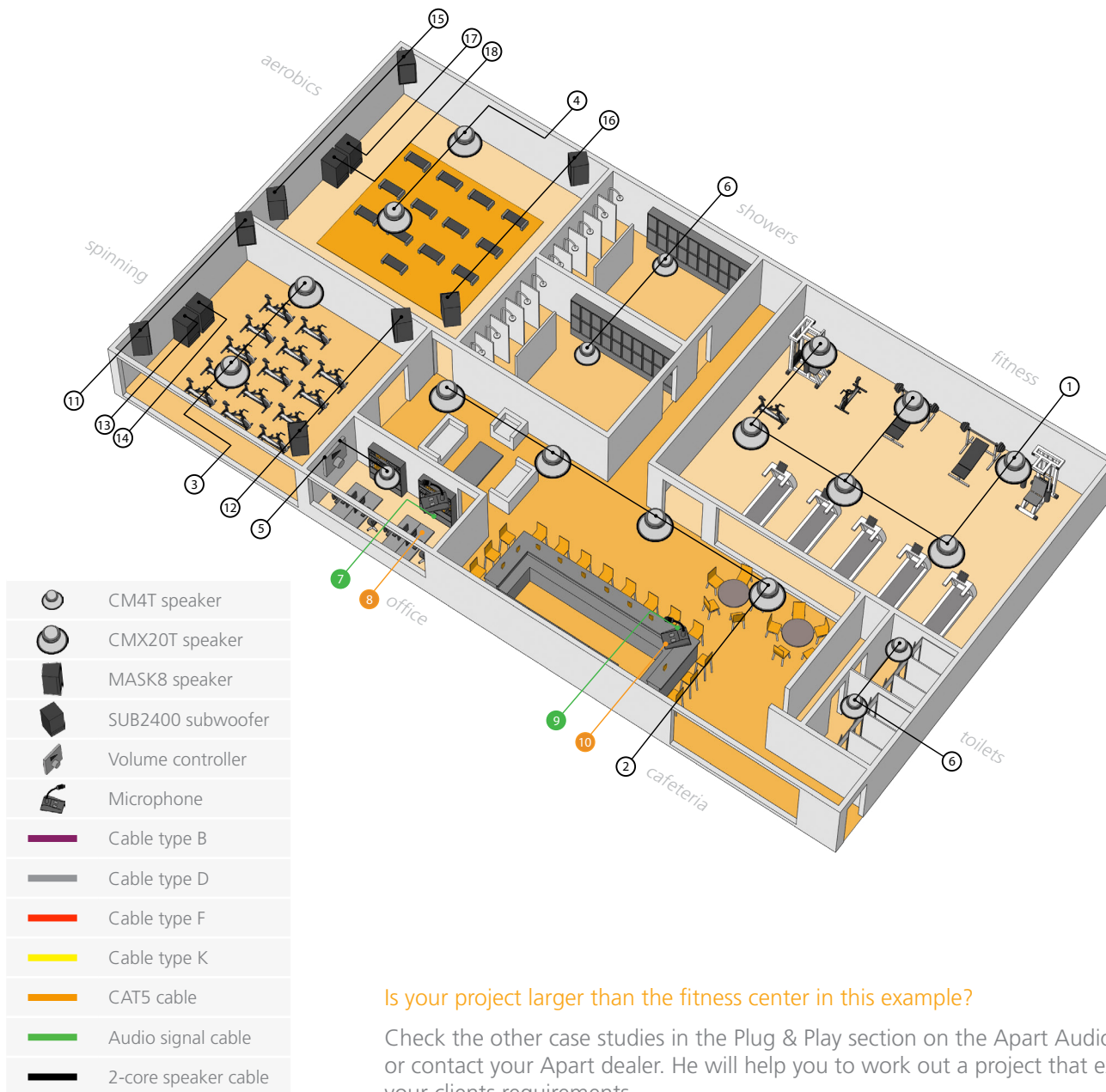
BUILT-IN

Fitness center
Area: 450 m² - 750 m²

01 CUSTOMER REQUESTS

- ≡ An excellent value for money sound system that can assure background music and paging for the entire building
- ≡ Separate sound systems for louder music in the spinning, aerobics area
- ≡ 6 zones, separate paging and volume control per zone
- ≡ Background music throughout the building, prominent in the bar
- ≡ Music from radio, CD, MP3 player

02 FLOOR PLAN FITNESS CENTER



Is your project larger than the fitness center in this example?

Check the other case studies in the Plug & Play section on the Apart Audio website or contact your Apart dealer. He will help you to work out a project that exactly fits your clients requirements.

64

Sports & Leisure

Fitness center, Boxing club,
Dance studio, ...

03 SPEAKER CHOICE

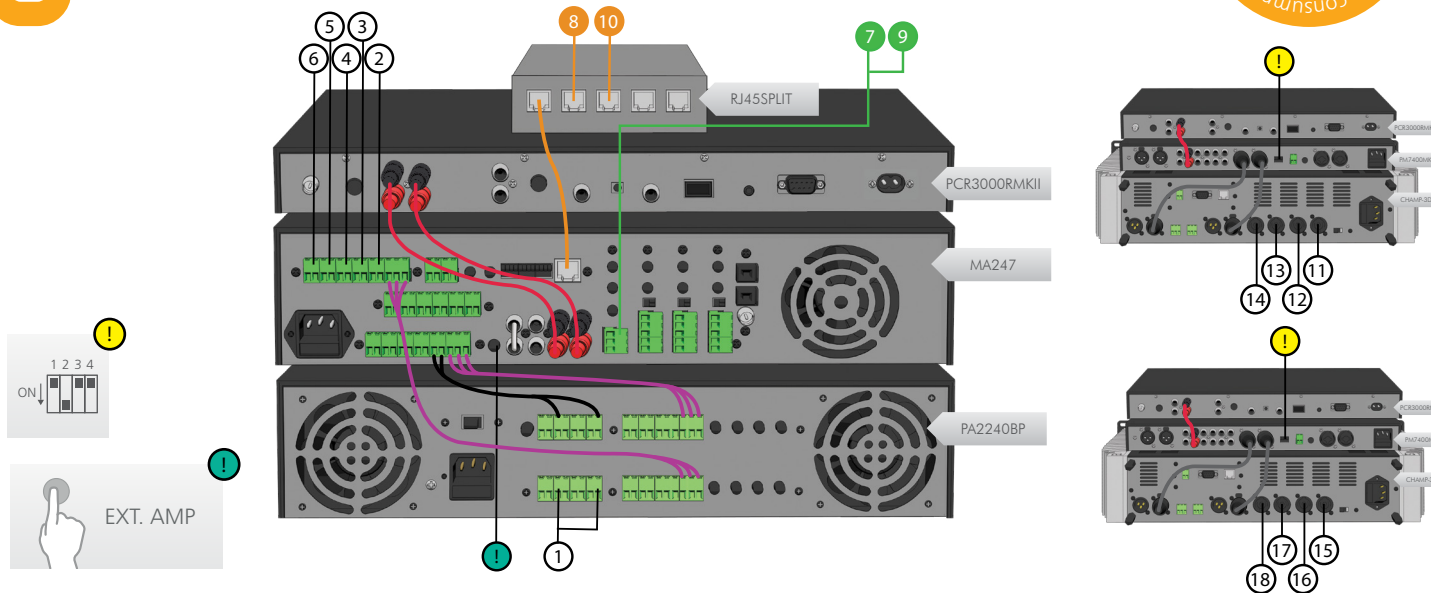
ZONE	SURFACE (m ²)	SPEAKERS	POWER SETTING	COLOUR
fitness area	150-200 m ²	6 x CMX20T	6 watts	○ ●
cafeteria	100-165 m ²	4 x CMX20T	15 watts	○ ●
spinning	50-100 m ²	2 x CMX20T	15 watts	○ ●
spinning	50-100 m ²	4 x MASK8 + 2 x SUB2400	4 or 16 ohms	○ ● / ○ ●
aerobics	50-100 m ²	2 x CMX20T	30 watts	○ ●
aerobics	50-100 m ²	4 x MASK8 + 2 x SUB2400	4 or 16 ohms	○ ● / ○ ●
office	10-20 m ²	1 x CM4T + 1 x E-VOL40	6 watts	○ ● ●
showers	20-40 m ²	2 x CM4T	6 watts	○ ● ●
toilets	20-40 m ²	2 x CM4T	6 watts	○ ● ●


05 SHOPPING LIST

CM4T 4.2" ceiling speaker	5x
CMX20T 8" ceiling speaker	14x
MASK8 8" cabinet speaker	8x
SUB2400 Tandem Driven High power subwoofer	4x
E-VOL40 40 watts euro volume controller	1x
MICPAT-6 6-zone table type dynamic microphone	2x
RJ45SPLIT Microphone junction box	1x
PCR3000RMKII Media source	3x
PM7400MKII 2-zone mixing pre-amplifier	2x
CHAMP-3D 3-channel digital amplifier	2x
MA247 5+1 zone 100 volt zone mixing amplifier	1x
PA2240BP 2 x 240 watts 100 volt power amplifier	1x
CABLE TYPE B EUROBLOCK - EUROBLOCK	2x
CABLE TYPE D XLR3 female - XLR3 male	4x
CABLE TYPE F RCA - RCA cinch stereo	4x
ADAPTOR TYPE H SPEAKON connector	24x
CABLE TYPE K RCA - mini-jack	3x
CAT5 NETWORK CABLE Network cable	3x
AUDIO CABLE 2 x 2 x 0.22 mm ² audio signal cable	...m
SPEAKER CABLE 2-core 1.5 mm ²	...m

04 ELECTRONICS CHOICE

4010 watts
The maximum power consumption of this installation





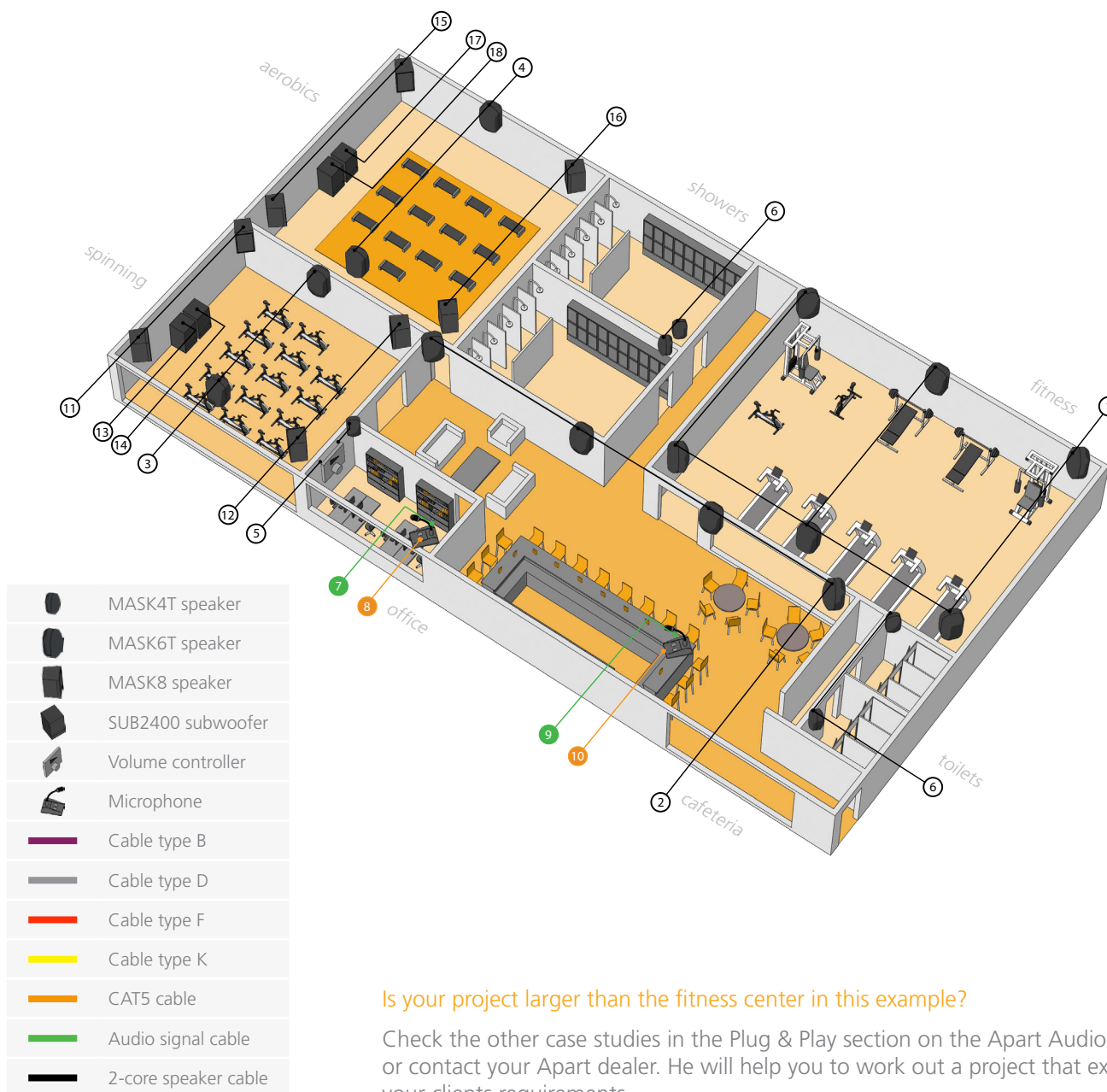
ON-WALL

Fitness center
Area: 450 m² - 750 m²

01 CUSTOMER REQUESTS

- ≡ An excellent value for money sound system that can assure background music and paging for the entire building
- ≡ Separate sound systems for louder music in the spinning, aerobics area
- ≡ 6 zones, separate paging and volume control per zone
- ≡ Background music throughout the building, prominent in the bar
- ≡ Music from radio, CD, MP3 player

02 FLOOR PLAN FITNESS CENTER



Sports & Leisure

Fitness center, Boxing club, Dance studio, ...

Is your project larger than the fitness center in this example?

Check the other case studies in the Plug & Play section on the Apart Audio website or contact your Apart dealer. He will help you to work out a project that exactly fits your clients requirements.

03

SPEAKER CHOICE

ZONE	SURFACE (m ²)	SPEAKERS	POWER SETTING	COLOUR
fitness area	150-200 m ²	6 x MASK6T	30 watts	○ ●
cafeteria	100-165 m ²	4 x MASK6T	30 watts	○ ●
spinning	50-100 m ²	2 x MASK6T	15 watts	○ ● / ○ ● / ○ ●
spinning	50-100 m ²	4 x MASK8 + 2 x SUB2400	4 or 16 ohms	○ ● / ○ ●
aerobics	50-100 m ²	2 x MASK6T	15 watts	○ ●
aerobics	50-100 m ²	4 x MASK8 + 2 x SUB2400	4 or 16 ohms	○ ● / ○ ●
office	10-20 m ²	1 x MASK4T + 1 x E-VOL40	10 watts	○ ● ●
showers	20-40 m ²	2 x MASK4T	10 watts	○ ● ●
toilets	20-40 m ²	2 x MASK4T	10 watts	○ ● ●

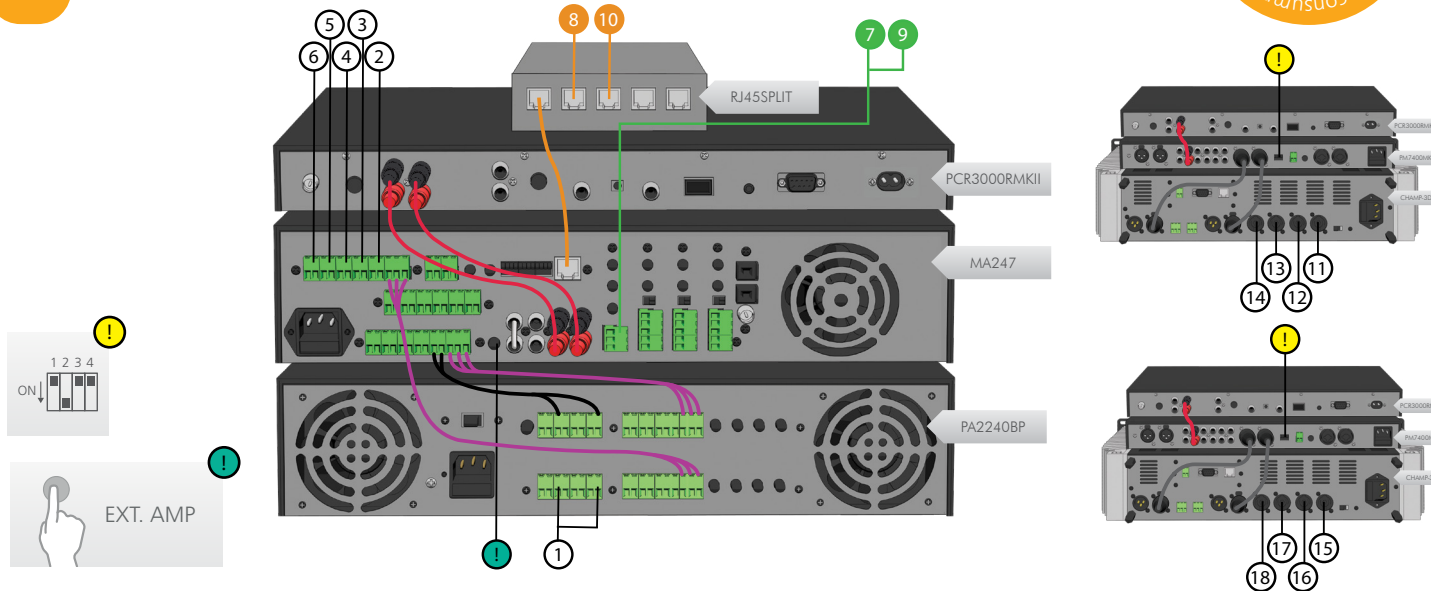
05

SHOPPING LIST

MASK4T 4.2" cabinet speaker	5x
MASK6T 6.5" cabinet speaker	14x
MASK8 8" cabinet speaker	8x
SUB2400 Tandem driven high power subwoofer	4x
E-VOL40 40 watts euro volume controller	1x
MICPAT-6 6-zone table type dynamic microphone	2x
RJ45SPLIT Microphone junction box	1x
PCR3000RMKII Media source	3x
PM7400MKII 2-zone mixing pre-amplifier	2x
CHAMP-3D 3-channel digital amplifier	2x
MA247 5+1 zone 100 volt zone mixing amplifier	1x
PA2240BP 2 x 240 watts 100 volt power amplifier	1x
CABLE TYPE B EUROBLOCK - EUROBLOCK	2x
CABLE TYPE C XLR3 female - XLR3 male	4x
CABLE TYPE F RCA - RCA cinch stereo	4x
ADAPTOR TYPE H SPEAKON connector	24x
CABLE TYPE K RCA - mini-jack	3x
CAT5 NETWORK CABLE Network cable	3x
AUDIO CABLE 2 x 2 x 0.22 mm ² audio signal cable	...m
SPEAKER CABLE 2-core 1.5 mm ²	...m


04

ELECTRONICS CHOICE



of this installation - The maximum power consumption of

4010
watts



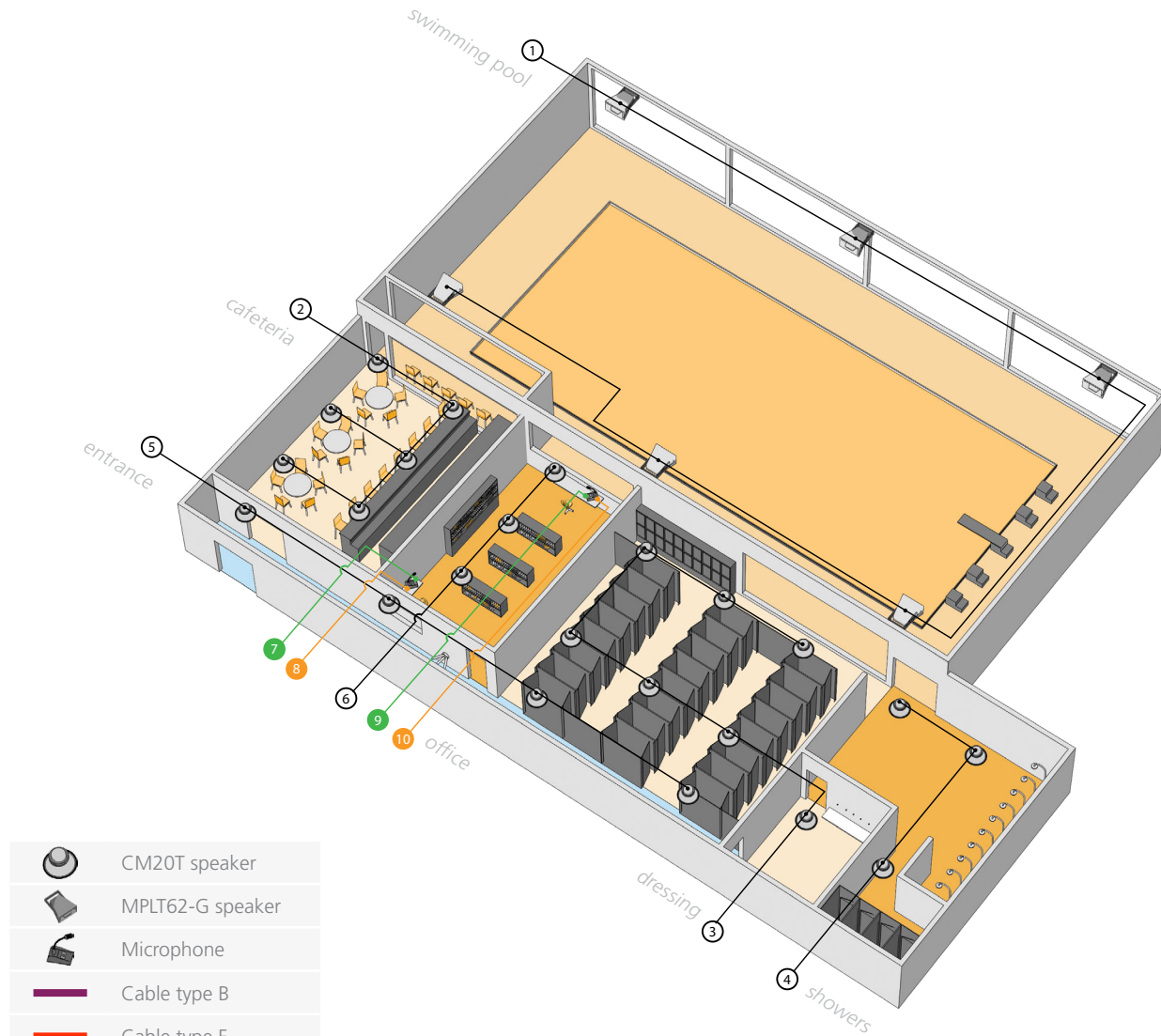
BUILT-IN










Swimming pool
Area: 800 m² - 1300 m²

01 CUSTOMER REQUESTS

- ≡ Sound system for paging and background music
- ≡ 6 zones with different music in swimming pool compared to other zones
- ≡ 6 zones with individual paging and volume control per zone
- ≡ Music from radio/CD - MP3 from CD / USB-key or SD card
- ≡ Moisture resistant + rustfree loudspeakers

02 FLOOR PLAN SWIMMING POOL



	CM20T speaker
	MPLT62-G speaker
	Microphone
	Cable type B
	Cable type F
	Cable type K
	CAT5 cable
	Audio signal cable
	2-core speaker cable

Is your project larger than the swimming pool in this example?

Check the other case studies in the Plug & Play section on the Apart Audio website or contact your Apart dealer. He will help you to work out a project that exactly fits your clients requirements.

Sports & Leisure

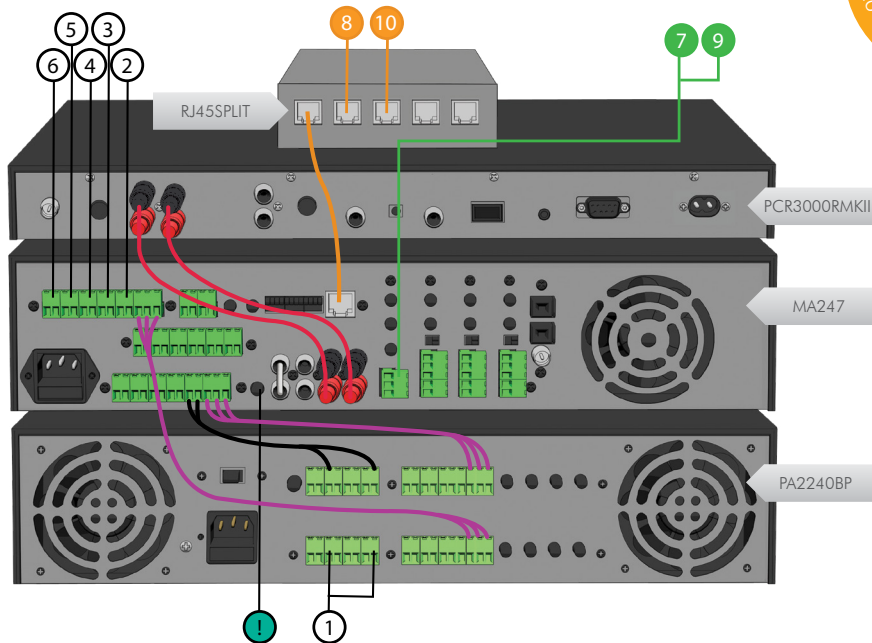
Swimming pool, ...

68

03 SPEAKER CHOICE

ZONE	SURFACE (m ²)	SPEAKERS	POWER SETTING	COLOUR
swimming pool	400-700 m ²	6 x MPLT62-G	32 watts	●
showers	50-100 m ²	3 x CM20T	5 watts	○ ●
dressing room	140-220 m ²	7 x CM20T	5 watts	○ ●
office	50-100 m ²	3 x CM20T	5 watts	○ ●
entrance	65-120 m ²	4 x CM20T	5 watts	○ ●
cafeteria	100-150 m ²	6 x CM20T	20 watts	○ ●

04 ELECTRONICS CHOICE




890 watts
The maximum power consumption of this installation

EXT. AMP

05 SHOPPING LIST

CM20T 6.5" ceiling speaker	23x
MPLT62-G Long throw music projector	6x
MICPAT-6 6-zone table type dynamic microphone	2x
RJ45SPLIT Microphone junction box	1x
PCR3000RMKII DAB-FM tuner & CD-audio/MP3 via USB-key or SD slot	1x
MA247 5+1 zone 100 volt zone mixing amplifier	1x
PA2240BP Bridgeable 2 x 240 watts 100 volt power amplifier	1x
CABLE TYPE B EUROBLOCK - EUROBLOCK	2x
CABLE TYPE F RCA - RCA cinch stereo	2x
CABLE TYPE K RCA - mini-jack	1x
CAT5 NETWORK CABLE Network cable	3x
AUDIO CABLE 2 x 2 x 0.22 mm ² audio signal cable	...m
SPEAKER CABLE 2-core 1.5 mm ²	...m





BUILT-IN

Sports hall
Area: 800 m² - 1800 m²

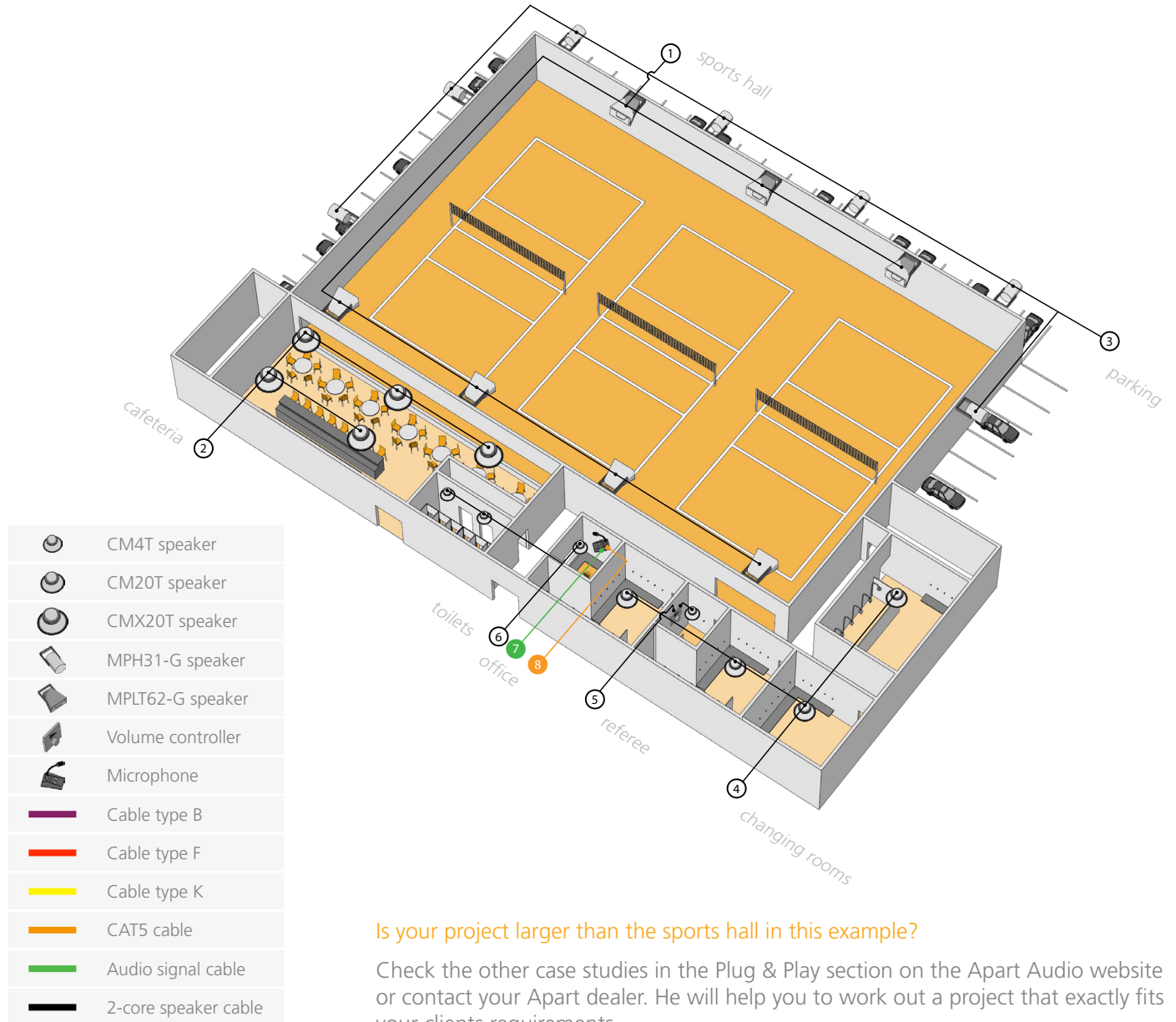
01 CUSTOMER REQUESTS

- ≡ A sound system for background music and paging
- ≡ One system that covers the entire building with respect for the budget
- ≡ Music from radio/CD and MP3 from CD/USB-key or SD-card
- ≡ Sound projectors around the hall, built-in speakers in general areas, quality music through built-in speakers in the cafeteria
- ≡ 6 different zones, possibility to page zones independently
- ≡ Different music in zone sports hall compared to other zones
- ≡ Local volume control in the referee cabin

Sports & Leisure

Sports hall, Tennis club, Arena, ...

02 FLOOR PLAN SPORTS HALL



Is your project larger than the sports hall in this example?

Check the other case studies in the Plug & Play section on the Apart Audio website or contact your Apart dealer. He will help you to work out a project that exactly fits your clients requirements.


03 SPEAKER CHOICE

ZONE	SURFACE (m ²)	SPEAKERS	POWER SETTING	COLOUR
sports hall	850-1100 m ²	7 x MPLT62-G	32 watts	●
cafeteria	100-150 m ²	5 x CMX20T	20 watts	○ ●
parking	350-600 m ²	7 x MPH31-G	7.5 watts	●
changing rooms	60-180 m ²	4 x CM20T	5 watts	○ ●
referee	10-20 m ²	1 x CM4T + 1 x E-VOL40	3 watts	○ ● ●
toilets & office	30-60 m ²	3 x CM4T	3 watts	○ ● ●

05 SHOPPING LIST


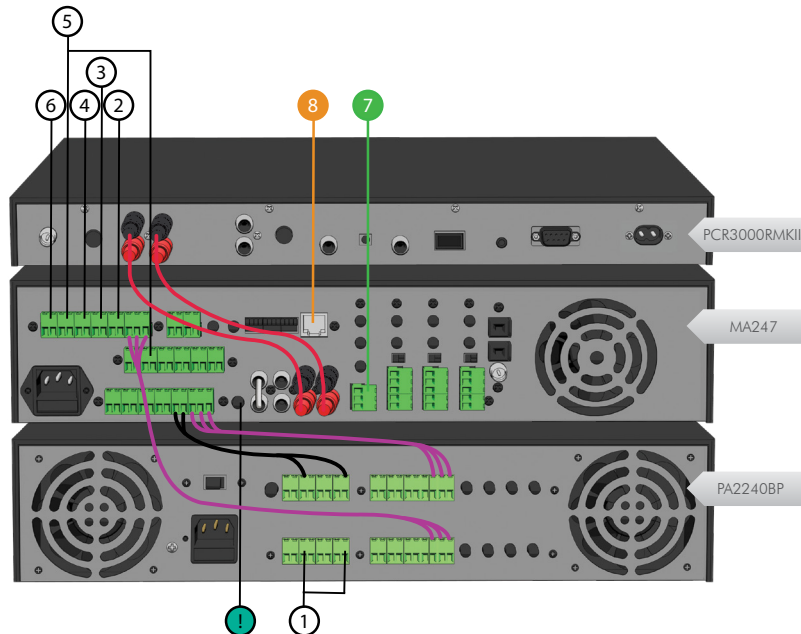



CM4T 4.2" ceiling speaker	4x
CM20T 6.5" ceiling speaker	4x
CMX20T 8" ceiling speaker	5x
MPH31-G Horn loaded music projector	7x
MPLT62-G Long throw music projector	7x
E-VOL40 40 watts euro volume controller	1x
MICPAT-6 6-zone table type dynamic microphone	1x
PCR3000RMKII DAB-FM tuner & CD-audio/MP3 via USB-key or SD slot	1x
MA247 5+1 zone 100 volt zone mixing amplifier	1x
PA2240BP Bridgeable 2 x 240 watts 100 volt power amplifier	1x
CABLE TYPE B EUROBLOCK - EUROBLOCK	2x
CABLE TYPE F RCA - RCA cinch stereo	2x
CABLE TYPE K RCA - mini-jack	1x
CAT5 NETWORK CABLE Network cable	1x
AUDIO CABLE 2 x 2 x 0.22 mm ² audio signal cable	...m
SPEAKER CABLE 2-core 1.5 mm ²	...m



04 ELECTRONICS CHOICE

890 watts
The maximum power consumption of this installation





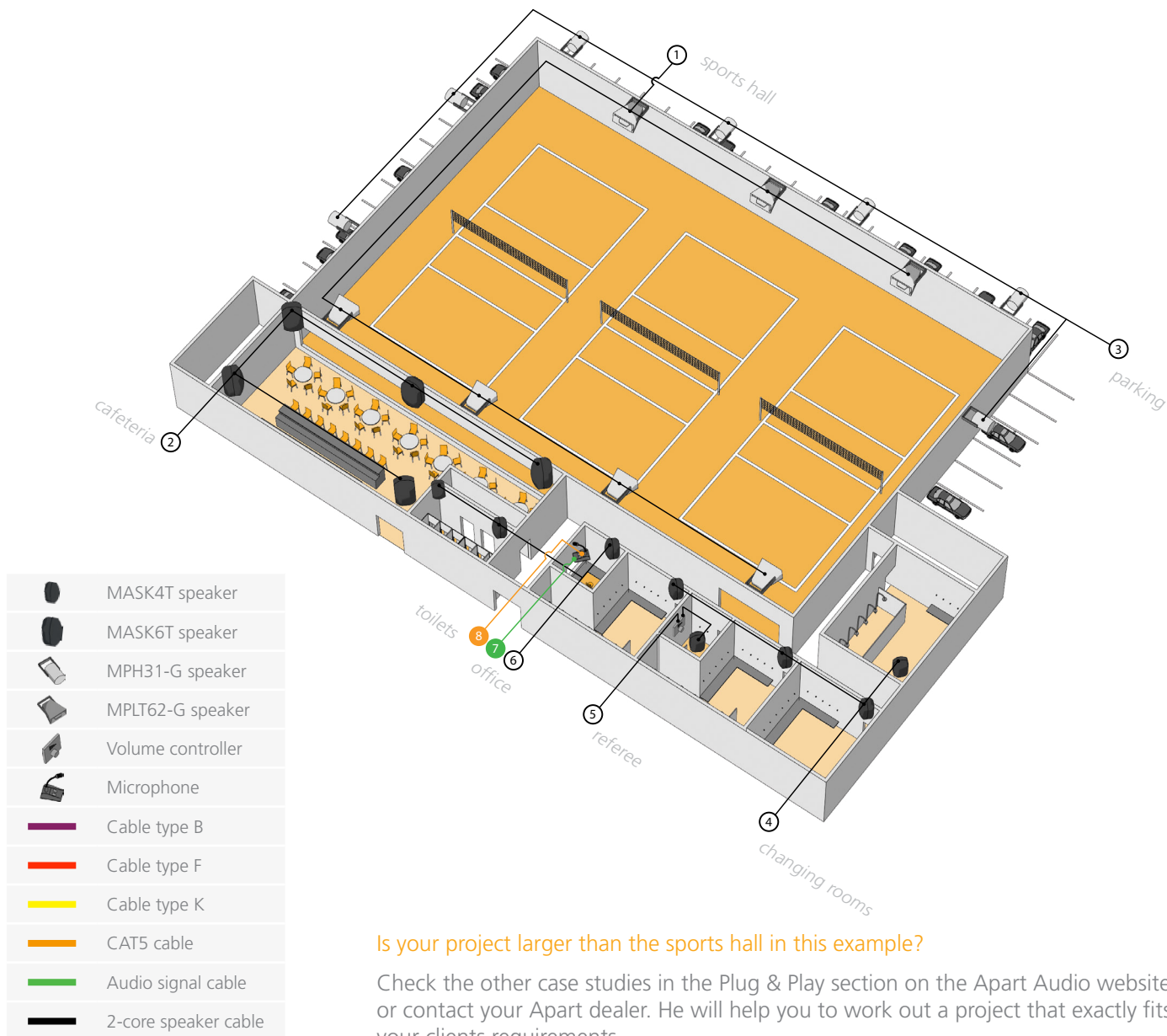
ON-WALL

Sports hall
Area: 800 m² - 1800 m²

01 CUSTOMER REQUESTS

- ≡ A sound system for background music and paging
- ≡ One system that covers the entire building with respect for the budget
- ≡ Music from radio/CD and MP3 from CD/USB-key or SD-card
- ≡ Sound projectors around the hall, cabinet speakers in general areas, quality music through cabinet speakers in the cafeteria
- ≡ 6 different zones, possibility to page zones independently
- ≡ Different music in zone sportsfield compared to other zones
- ≡ Local volume control in the referee cabin

02 FLOOR PLAN SPORTS HALL



Is your project larger than the sports hall in this example?

Check the other case studies in the Plug & Play section on the Apart Audio website or contact your Apart dealer. He will help you to work out a project that exactly fits your clients requirements.

Sports & Leisure

Sports hall, Tennis club,
Arena, ...

03 SPEAKER CHOICE

ZONE	SURFACE (m ²)	SPEAKERS	POWER SETTING	COLOUR
sports hall	850-1100 m ²	7 x MPLT62-G	32 watts	●
cafeteria	100-150 m ²	5 x MASK6T	30 watts	○ ●
parking	350-600 m ²	7 x MPH31-G	7.5 watts	●
changing rooms	60-180 m ²	4 x MASK4T	5 watts	○ ● ●
referee	10-20 m ²	1 x MASK4T + 1 x E-VOL40	5 watts	○ ● ●
toilets & office	30-60 m ²	3 x MASK4T	5 watts	○ ● ●

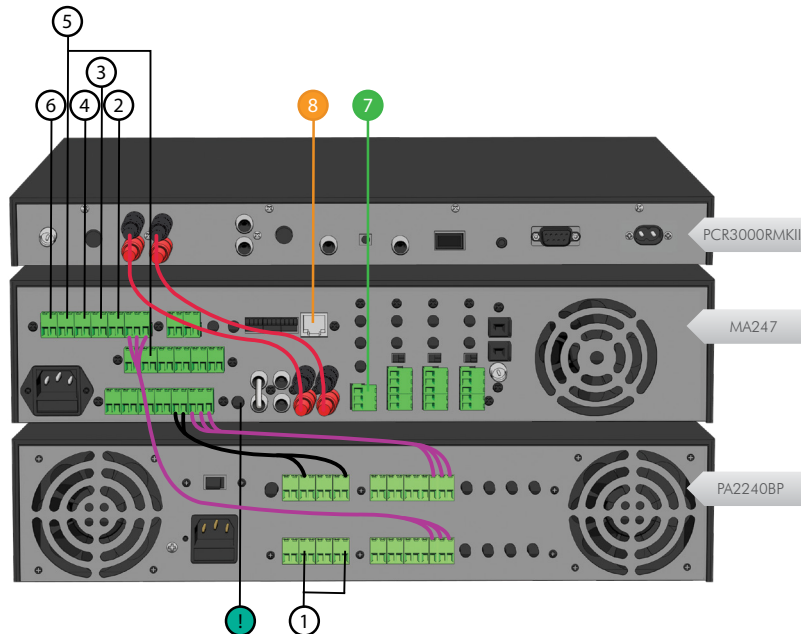
05 SHOPPING LIST




MASK4T 4.2" cabinet speaker	8x
MASK6T 6.5" cabinet speaker	5x
MPH31-G Horn loaded music projector	7x
MPLT62-G Long throw music projector	7x
E-VOL40 40 watts euro volume controller	1x
MICPAT-6 6-zone table type dynamic microphone	1x
PCR3000RMKII DAB-FM tuner & CD-audio/MP3 via USB-key or SD slot	1x
MA247 5+1 zone 100 volt zone mixing amplifier	1x
PA2240BP Bridgeable 2 x 240 watts 100 volt power amplifier	1x
CABLE TYPE B EUROBLOCK - EUROBLOCK	2x
CABLE TYPE F RCA - RCA cinch stereo	2x
CABLE TYPE K RCA - mini-jack	1x
CAT5 NETWORK CABLE Network cable	1x
AUDIO CABLE 2 x 2 x 0.22 mm ² audio signal cable	...m
SPEAKER CABLE 2-core 1.5 mm ²	...m

04 ELECTRONICS CHOICE

890 watts
The maximum power consumption of this installation





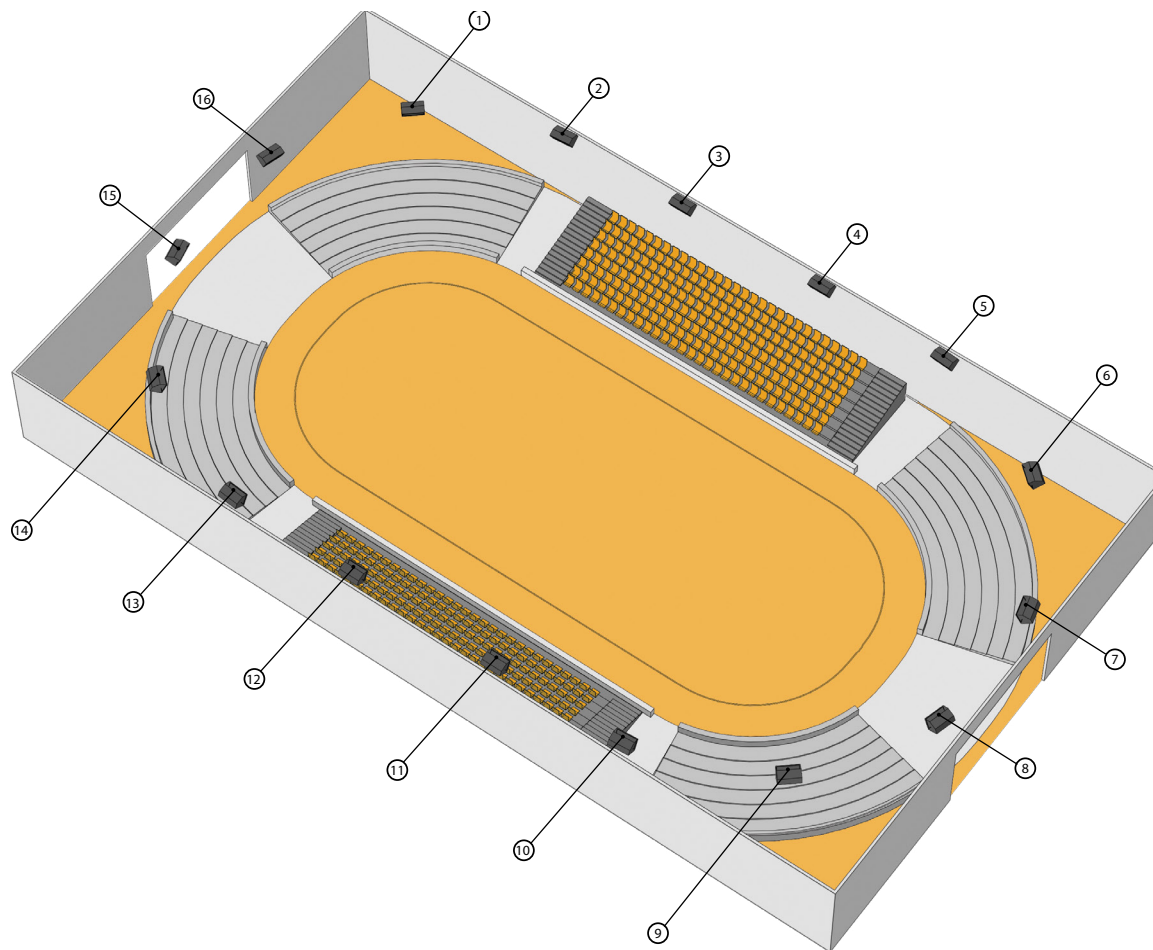
ON-WALL

Indoor ice rink
Area: 1500 m² - 3000 m²

01 CUSTOMER REQUESTS

- ≡ Qualitative music for background to foreground music
- ≡ Sufficient power for theme skating events
- ≡ Music from radio / MP3 (hdd) / UPnP-DLNA / internet radio
- ≡ Local input for disk jockey
- ≡ Microphone for spoken messages

02 FLOOR PLAN INDOOR ICE RINK



	MASK12T
	Cable type C
	Cable type D
	Cable type F
	2-core speaker cable

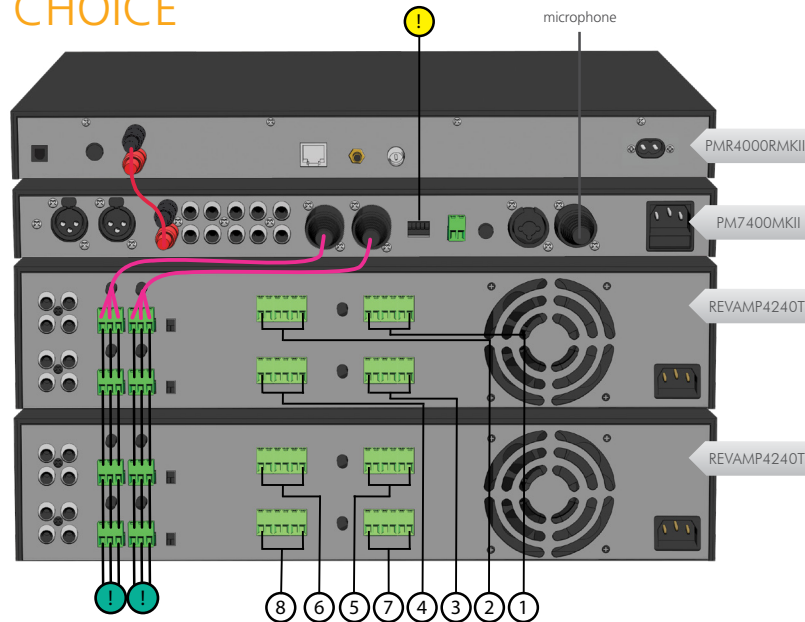
Is your project larger than the indoor ice rink in this example?

Check the other case studies in the Plug & Play section on the Apart Audio website or contact your Apart dealer. He will help you to work out a project that exactly fits your clients requirements.

03 SPEAKER CHOICE

ZONE	SURFACE (m ²)	SPEAKERS	COLOUR
ice rink	1500-3000 m ²	16 x MASK12T-BL	

04 ELECTRONICS CHOICE




- Connect here to 2 extra REVAMP4240T's and connect them the same way as above.
- Connect loudspeaker 9-16 like you did with the other loudspeakers.

05 SHOPPING LIST



MASK12T 12" full range cabinet speaker	16x
MASK12UBRA Turn & tilt bracket for MASK12	16x
PMR4000RMKII USB, UPnP, FM & internet music player	1x
PM7400MKII 2-zone mixing pre-amplifier	1x
REVAMP4240T Bridgeable 2 x 240 watts 100 volt power amplifier	1x
CABLE TYPE C EUROBLOCK - XLR3 male	2x
CABLE TYPE D XLR3 female - XLR3 male	1x
CABLE TYPE F RCA - RCA cinch stereo	1x
ADAPTOR TYPE I XLR3 female - XLR3 female	1x
SPEAKER CABLE 2-core 1.5 mm ²	...m





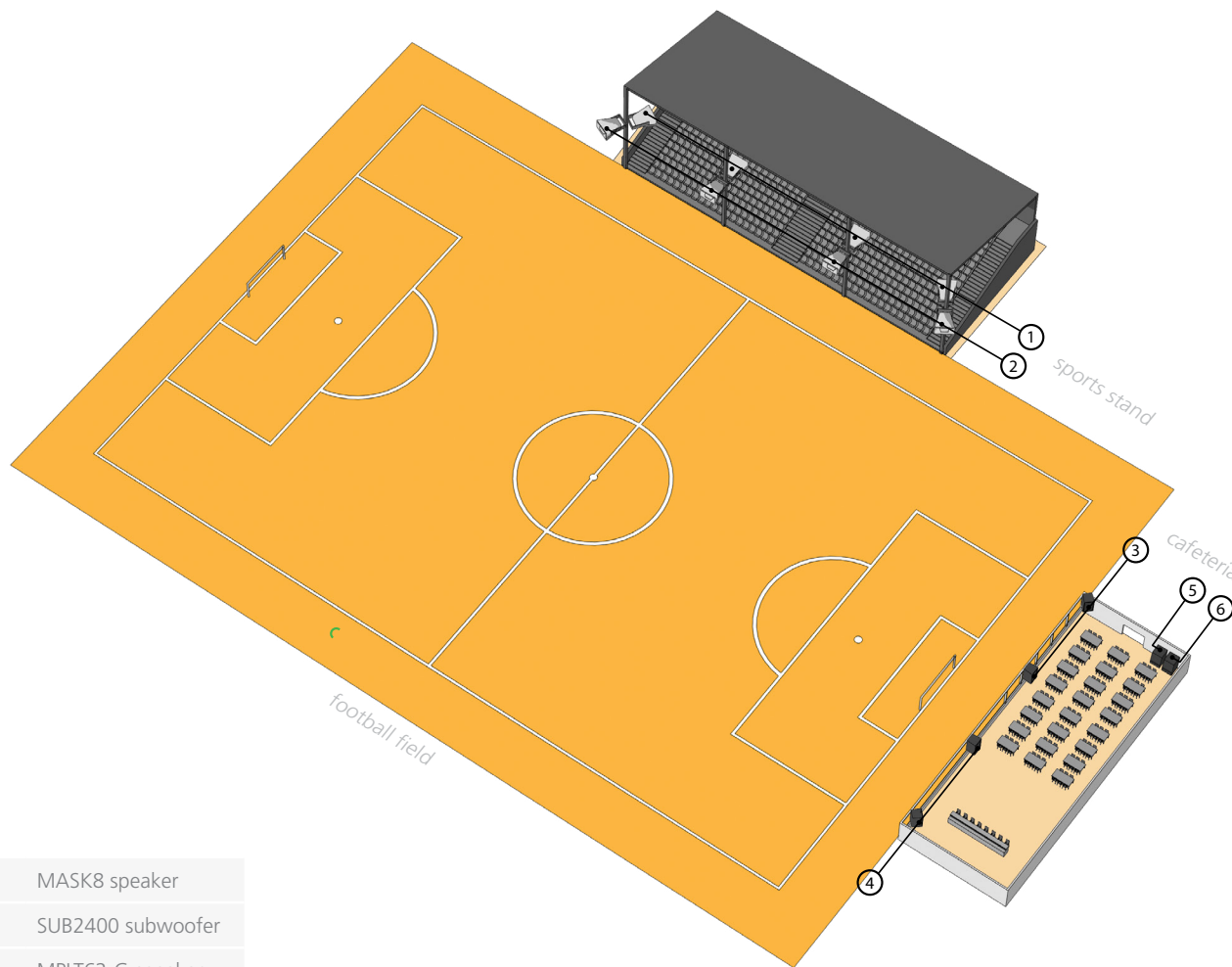
ON-WALL

Football field
Area: 8100 m² - 10700 m²

01 CUSTOMER REQUESTS

- ≡ Punchy, high quality music in the cafeteria
- ≡ Music from radio/CD, MP3 from CD, USB-key or SD-card
- ≡ Powerful, weatherproof and rustfree horns outdoors for football field and stands
- ≡ Connection for 2 optional wireless microphones

02 FLOOR PLAN FOOTBALL FIELD



	MASK8 speaker
	SUB2400 subwoofer
	MPLT62-G speaker
	Cable type D
	Cable type E
	Cable type F
	Cable type K
	2-core speaker cable

Sports & Leisure

Football field, Baseball field, Cricket field, ...

Is your project larger than the football field in this example?

Check the other case studies in the Plug & Play section on the Apart Audio website or contact your Apart dealer. He will help you to work out a project that exactly fits your clients requirements.

03 SPEAKER CHOICE

ZONE	SURFACE (m ²)	SPEAKERS	POWER SETTING	COLOUR
football field	7000-9000 m ²	4 x MPLT62-G	62 watts	●
sports stand	800-1200 m ²	4 x MPLT62-G	32 watts	●
cafeteria	300-500 m ²	4 x MASK8 + 2 x SUB2400	8 ohms	○ ● / ○ ●

05 SHOPPING LIST



MASK8
8" cabinet speaker **4x**

SUB2400
Tandem Driven High power subwoofer **2x**

MPLT62-G
Long throw music projector **8x**

PCR3000RMKII
DAB-FM tuner & CD-audio/MP3 via USB-key or SD slot **1x**

PM7400MKII
2-zone mixing pre-amplifier **1x**

CHAMP-3D
3-channel digital amplifier **1x**

PA2240BP
Bridgeable 2 x 240 watts 100 volt power amplifier **1x**

CABLE TYPE D
XLR3 female - XLR3 male **2x**

CABLE TYPE E
EUROBLOCK - RCA cinch stereo **1x**

CABLE TYPE F
RCA - RCA cinch stereo **1x**

ADAPTOR TYPE H
SPEAKON connector **12x**

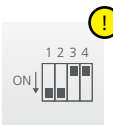
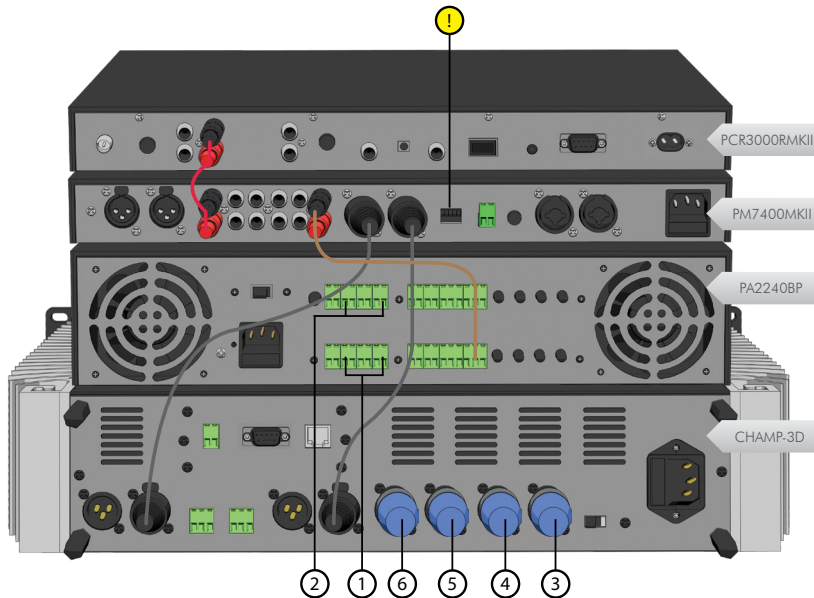
CABLE TYPE K
RCA - mini-jack **1x**


AUDIO CABLE
2 x 2 x 0.22 mm² audio signal cable **...m**

SPEAKER CABLE
2-core 1.5 mm² **...m**

04 ELECTRONICS CHOICE

of this installation - The maximum power consumption
2160
watts





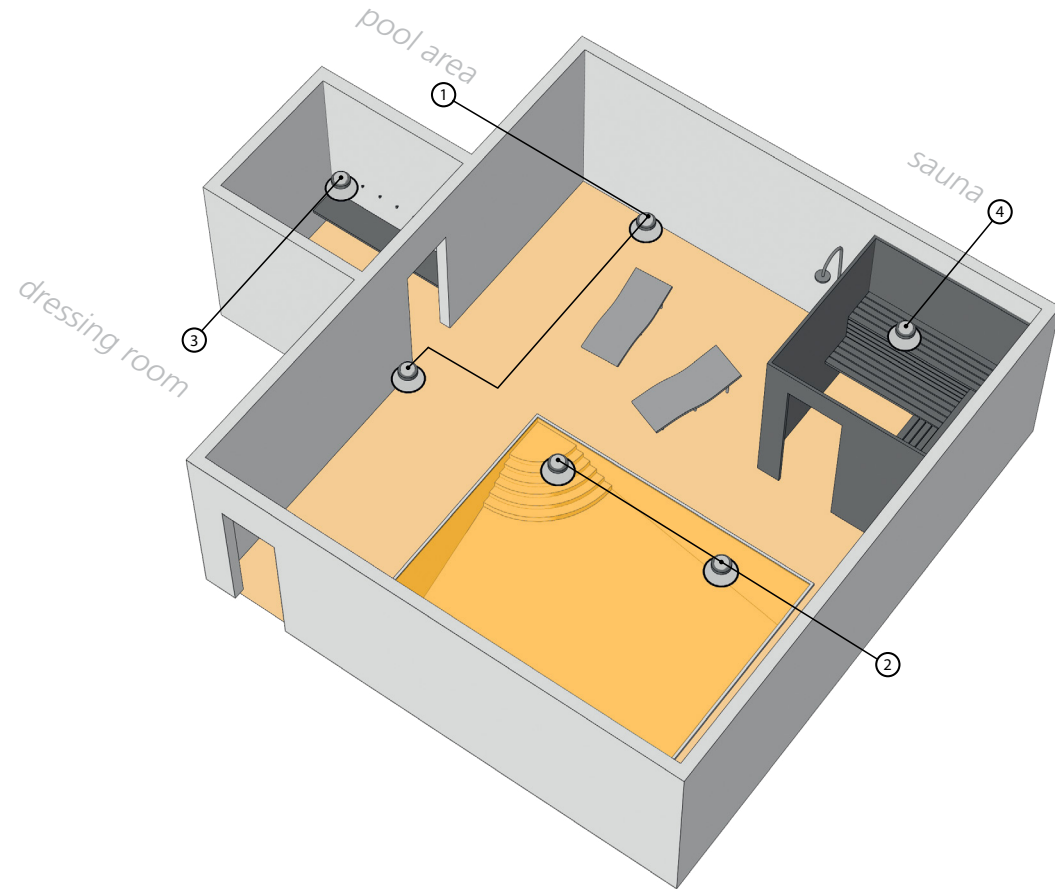
BUILT-IN






Private pool
Area: 80 m² - 120 m²

01 CUSTOMER REQUESTS

- ≡ Quality background music system
- ≡ Relaxing atmosphere
- ≡ Radio, CD and MP3 player
- ≡ Individual volume in swimming pool, sauna and dressing
- ≡ Moisture resistant and rust free loudspeakers
- ≡ Stylish and inconspicuous ceiling speakers
- ≡ Superb sound and efficiency in humid environments
- ≡ Loudspeaker in sauna resistant to temperatures up to 95°C

02 FLOOR PLAN PRIVATE POOL



	CMAR6 speaker
	Cable type F
	Cable type G
	Cable type K
	2-core speaker cable

Sports & Leisure

Private swimming pool, sauna, Wellness center, ...

Is your project larger than the private pool in this example?

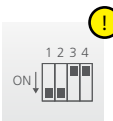
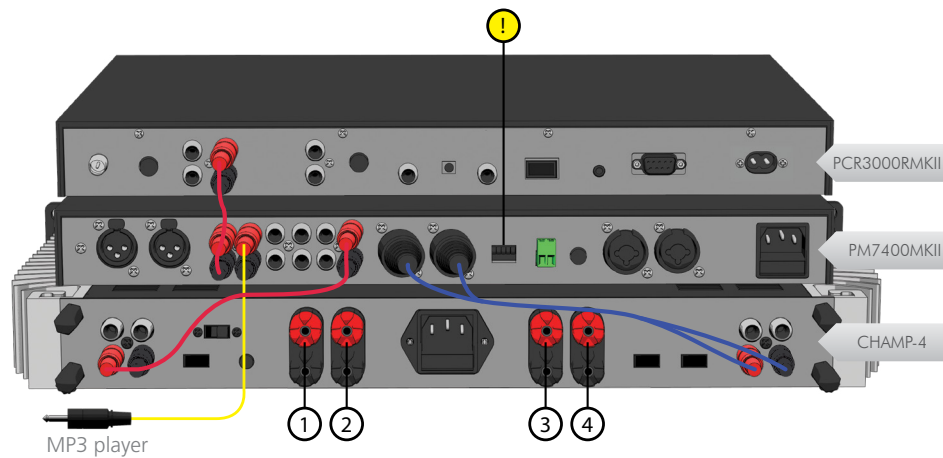
Check the other case studies in the Plug & Play section on the Apart Audio website or contact your Apart dealer. He will help you to work out a project that exactly fits your clients requirements.

03 SPEAKER CHOICE

ZONE	SURFACE (m ²)	SPEAKERS	COLOUR
pool area	80 m ²	4 x CMAR6	☉
sauna	9 m ²	1 x CMAR6	☉
dressing room	9 m ²	1 x CMAR6	☉

04 ELECTRONICS CHOICE

460 watts
The maximum power consumption of this installation



05 SHOPPING LIST



CMAR6
6.5" marine ceiling speaker **6x**

PCR3000MKII
DAB-FM tuner & CD-audio/MP3 via USB-key or SD slot **1x**

PM7400MKII
2-zone mixing pre-amplifier **1x**

CHAMP-4
4 channel power amplifier **1x**

CABLE TYPE F
RCA - RCA cinch stereo **2x**


CABLE TYPE G
XLR3 female - RCA cinch stereo **1x**

CABLE TYPE K
RCA - mini-jack **1x**

ADAPTOR TYPE J
XLR3 male - XLR3 male **2x**

SPEAKER CABLE
2-core 1.5 mm² **...m**





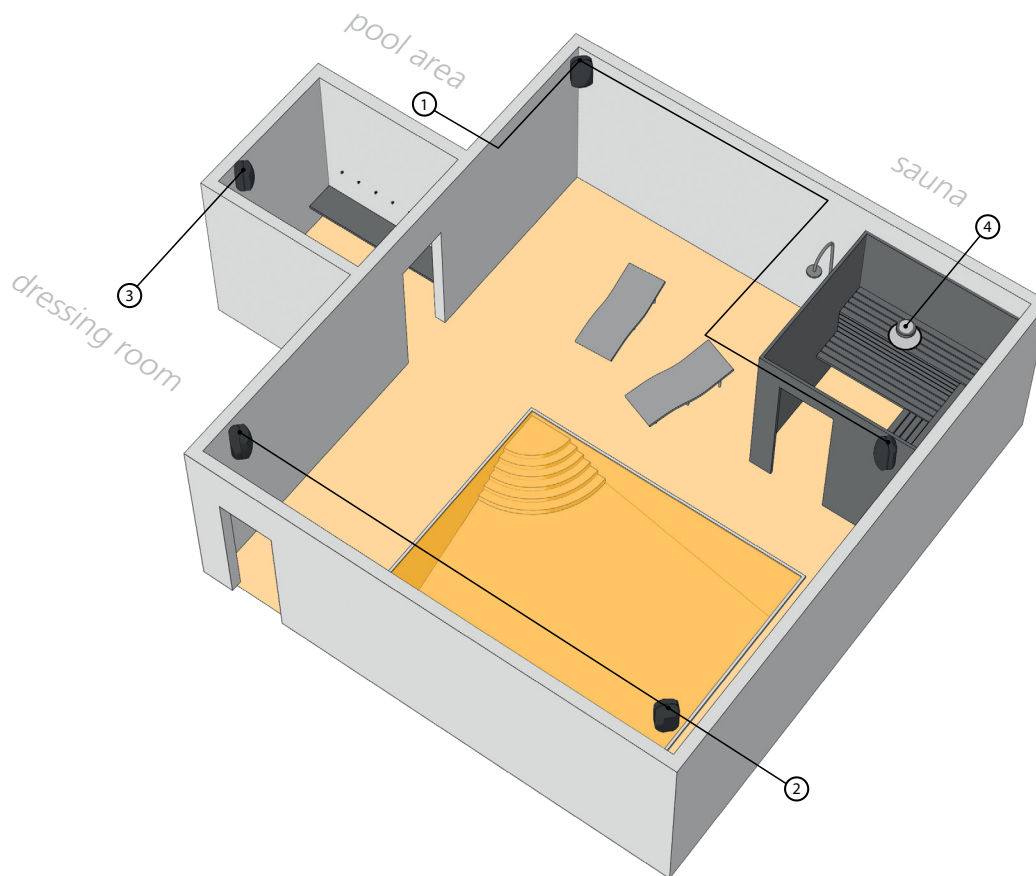
ON-WALL

Private pool
Area: 80 m² - 120 m²

01 CUSTOMER REQUESTS

- ≡ Quality background music system
- ≡ Relaxing atmosphere
- ≡ Radio, CD and MP3 player
- ≡ Individual volume in swimming pool, sauna and dressing
- ≡ Moisture resistant and rust free loudspeakers
- ≡ Discrete, elegant and trendy cabinet speakers
- ≡ Superb sound and efficiency in humid environments
- ≡ Loudspeaker in sauna resistant to temperatures up to 95°C

02 FLOOR PLAN PRIVATE POOL



	CMAR6 speaker
	MASK6 speaker
	Cable type F
	Cable type G
	Cable type K
	2-core speaker cable

Is your project larger than the private pool in this example?

Check the other case studies in the Plug & Play section on the Apart Audio website or contact your Apart dealer. He will help you to work out a project that exactly fits your clients requirements.

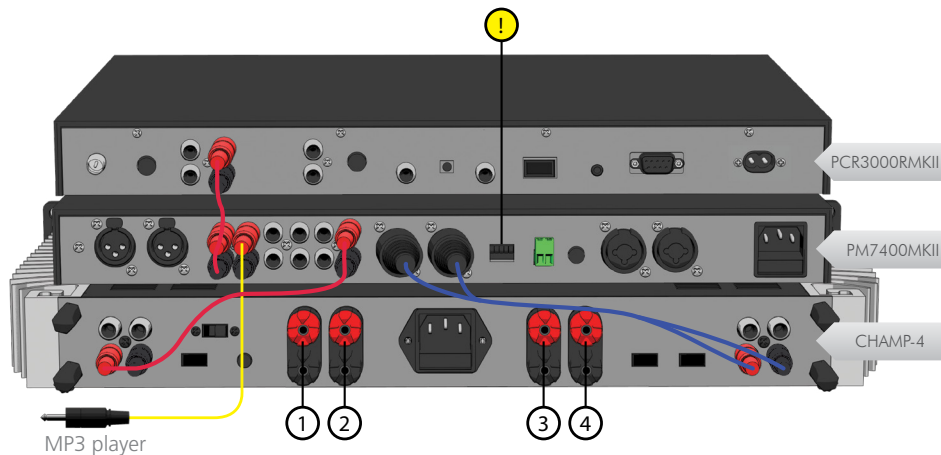
Sports & Leisure

Private swimming pool, sauna, Wellness center, ...

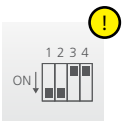
03 SPEAKER CHOICE

ZONE	SURFACE (m ²)	SPEAKERS	COLOUR
pool area	80 m ²	4 x MASK6	
sauna	9 m ²	1 x CMAR6	
dressing room	9 m ²	1 x MASK6	

04 ELECTRONICS CHOICE



460 watts
The maximum power consumption of this installation



05 SHOPPING LIST



MASK6
6.5" cabinet speaker **5x**

CMAR6
6.5" marine ceiling speaker **1x**

PCR3000MKII
DAB-FM tuner & CD-audio/MP3 via USB-key or SD slot **1x**

PM7400MKII
2-zone mixing pre-amplifier **1x**

CHAMP-4
4 channel power amplifier **1x**

CABLE TYPE F
RCA - RCA cinch stereo **2x**


CABLE TYPE G
XLR3 female - RCA cinch stereo **1x**

CABLE TYPE K
RCA - mini-jack **1x**

ADAPTOR TYPE J
XLR3 male - XLR3 male **2x**

SPEAKER CABLE
2-core 1.5 mm² **...m**





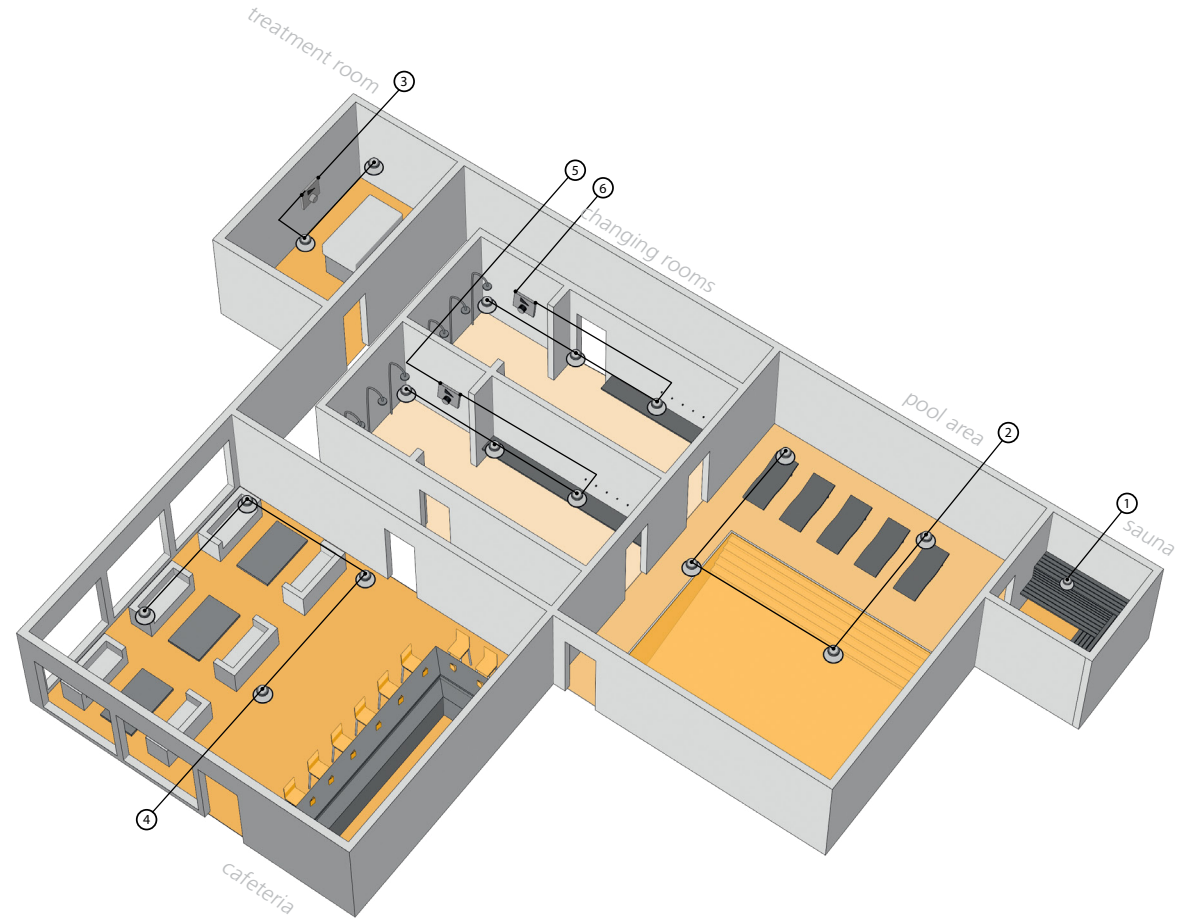
BUILT-IN

Wellness center
Area: 250 m² - 350 m²

01 CUSTOMER REQUESTS

- ≡ Sound system for relaxing background music
- ≡ Music from radio, CD and MP3 player
- ≡ 6 different zones, possibility to control the volume per zone
- ≡ Moisture resistant and rust free loudspeakers
- ≡ Superb sound and efficiency in humid environments
- ≡ Loudspeaker in sauna resistant to temperatures up to 95°C

02 FLOOR PLAN WELLNESS CENTER



	CMAR6 speaker
	CMX20T speaker
	Volume controller
	Cable type K
	2-core speaker cable

Is your project larger than the wellness center in this example?

Check the other case studies in the Plug & Play section on the Apart Audio website or contact your Apart dealer. He will help you to work out a project that exactly fits your clients requirements.

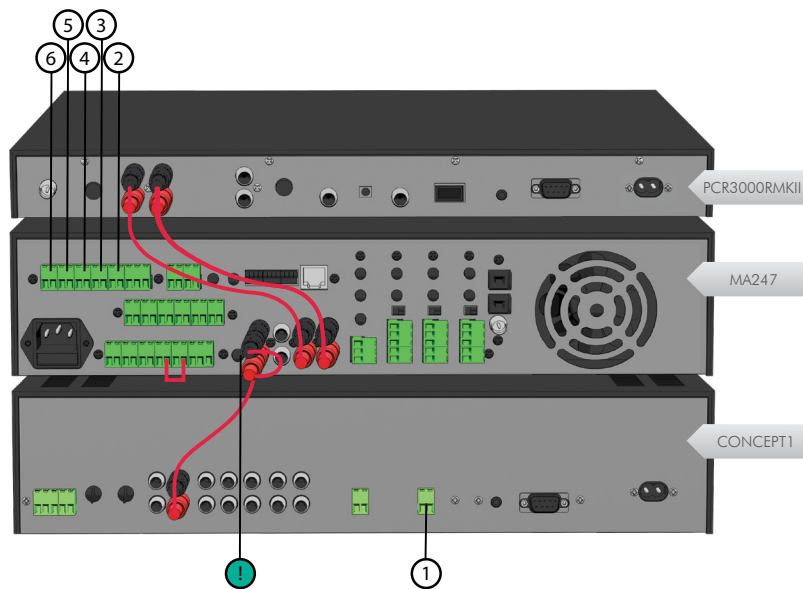
Sports & Leisure

Beauty parlour, sauna,
Solarium, ...

03 SPEAKER CHOICE

ZONE	SURFACE (m ²)	SPEAKERS	POWER SETTING	COLOUR
treatment room	15 m ²	2 x CMX20T + 1 x E-VOL40	5 watts	○ ●
pool area	80 m ²	4 x CMX20T	20 watts	○ ●
sauna	15 m ²	1 x CMAR6	/	○
cafeteria	90 m ²	4 x CMX20T	20 watts	○ ●
changing room 1 & shower	35 m ²	3 x CMX20T + 1 x E-VOL40	10 watts	○ ●
changing room 2 & shower	35 m ²	3 x CMX20T + 1 x E-VOL40	10 watts	○ ●

04 ELECTRONICS CHOICE



890 watts
The maximum power consumption of this installation

MA247 ONLY

05 SHOPPING LIST



CMAR6
6.5" marine ceiling speaker **1x**

CMX20T
8" ceiling speaker **16x**

E-VOL40
40 watts euro volume controller **3x**

PCR3000RMKII
DAB-FM tuner & CD-audio/MP3 via USB-key or SD slot **1x**

MA247
5+1 zone 100 volt zone mixing amplifier **1x**


CONCEPT1
Integrated stereo mixing amplifier **1x**

CABLE TYPE F
RCA - RCA cinch stereo **4x**

CABLE TYPE K
RCA - mini-jack **1x**

SPEAKER CABLE
2-core 1.5 mm² **...m**





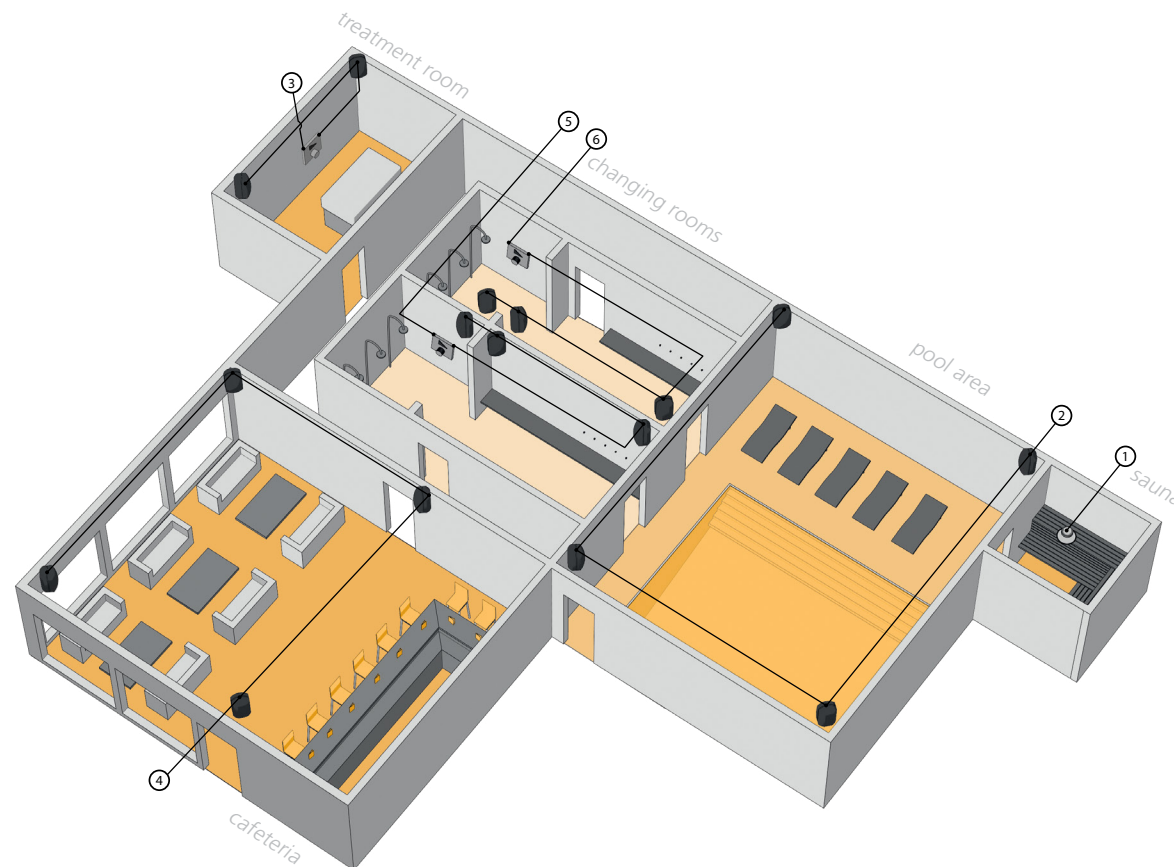
ON-WALL

Wellness center
Area: 250 m² - 350 m²

01 CUSTOMER REQUESTS

- ≡ Sound system for relaxing background music
- ≡ Music from radio, CD and MP3 player
- ≡ 6 different zones, possibility to control the volume per zone
- ≡ Moisture resistant and rust free loudspeakers
- ≡ Superb sound and efficiency in humid environments
- ≡ Loudspeaker in sauna resistant to temperatures up to 95°C

02 FLOOR PLAN WELLNESS CENTER



	CMAR6 speaker
	MASK4T speaker
	Volume controller
	Cable type K
	2-core speaker cable

Is your project larger than the wellness center in this example?

Check the other case studies in the Plug & Play section on the Apart Audio website or contact your Apart dealer. He will help you to work out a project that exactly fits your clients requirements.

Sports & Leisure

Beauty parlour, sauna, Solarium, ...

03 SPEAKER CHOICE

ZONE	SURFACE (m ²)	SPEAKERS	POWER SETTING	COLOUR
treatment room	15 m ²	2 x MASK4T + 1 x E-VOL40	5 watts	○ ●
pool area	80 m ²	4 x MASK4T	20 watts	○ ●
sauna	15 m ²	1 x CMAR6	/	○
cafeteria	90 m ²	4 x MASK4T	20 watts	○ ●
changing room 1 & shower	35 m ²	3 x MASK4T + 1 x E-VOL40	10 watts	○ ●
changing room 2 & shower	35 m ²	3 x MASK4T + 1 x E-VOL40	10 watts	○ ●

05 SHOPPING LIST



MASK4T
4.2" cabinet speaker **16x**

CMAR6
6.5" marine ceiling speaker **1x**

E-VOL40
40 watts euro volume controller **3x**

PCR3000RMKII
DAB-FM tuner & CD-audio/MP3 via USB-key or SD slot **1x**

MA247
5+1 zone 100 volt zone mixing amplifier **1x**

CONCEPT1
Integrated stereo mixing amplifier **1x**

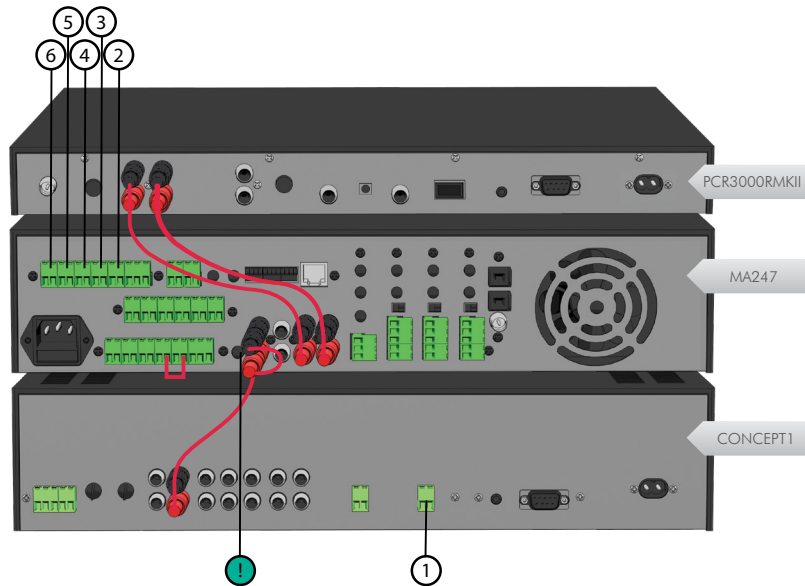
CABLE TYPE F
RCA - RCA cinch stereo **4x**

CABLE TYPE K
RCA - mini-jack **1x**

SPEAKER CABLE
2-core 1.5 mm² **...m**

04 ELECTRONICS CHOICE

890 watts
The maximum power consumption of this installation




MA247 ONLY





50 OUTDOOR





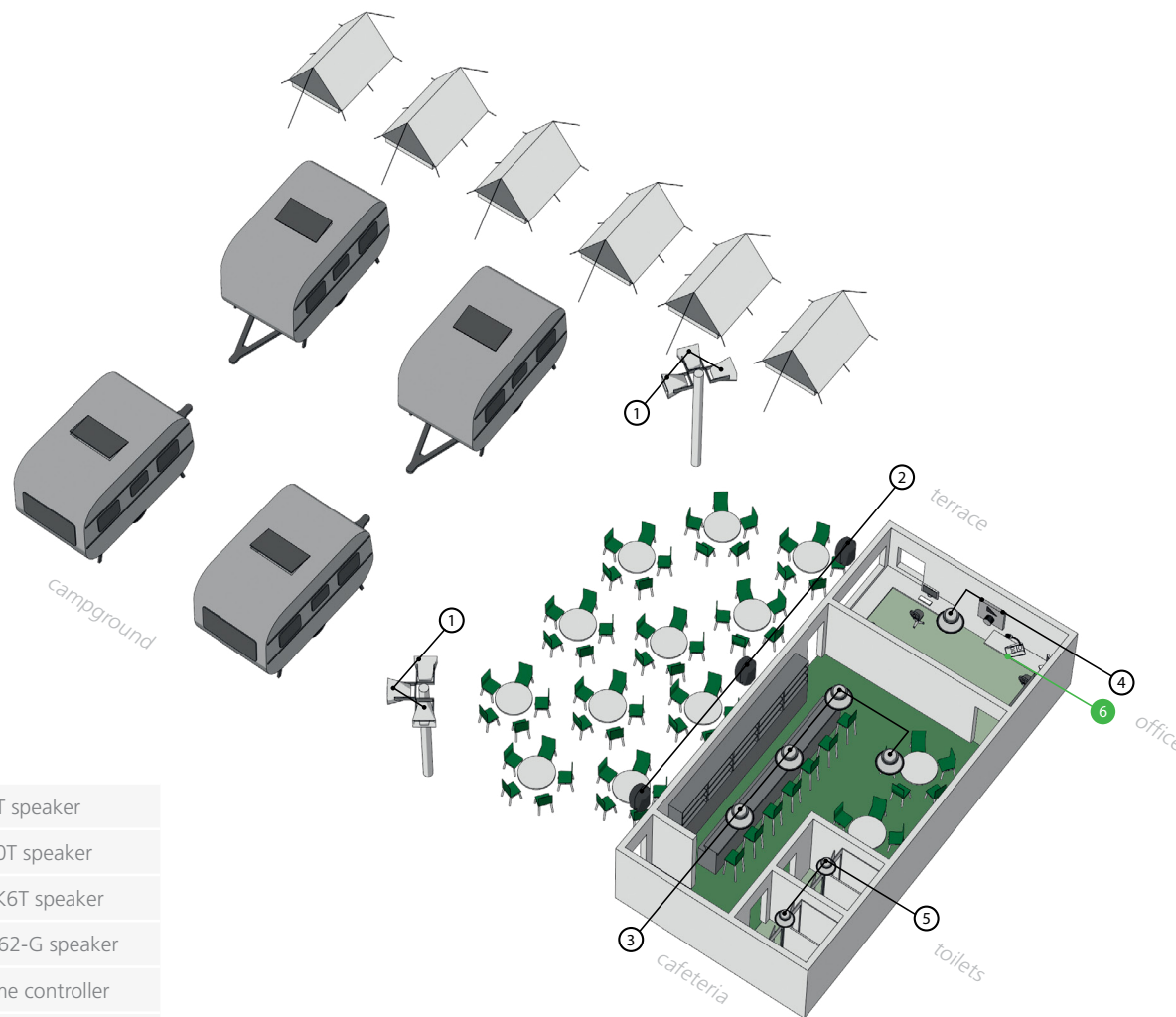
BUILT-IN

Campground
Area: 3100 m² - 5300 m²

01 CUSTOMER REQUESTS

- ≡ One sound system for paging and background music
- ≡ campground: paging, music possible
- ≡ Inside zones & terrace: background music and paging
- ≡ Discrete and powerful ceiling speakers inside, high quality weatherproof cabinet speakers on the terrace, rustproof sturdy and powerful horns on pylons
- ≡ Music from radio/CD, MP3 from CD, USB-key or SD-card
- ≡ Selective paging microphone and volume control in the office

02 FLOOR PLAN CAMPGROUND



	CM4T speaker
	CM20T speaker
	MASK6T speaker
	MPLT62-G speaker
	Volume controller
	Microphone
	Cable type B
	Cable type F
	Cable type K
	Audio signal cable
	2-core speaker cable

Outdoor

Campground, Animal park, County fair, Garden center, Holiday park, Public market, Theme park, Mini golf, Zoo, ...

Is your project larger than the campground in this example?

Check the other case studies in the Plug & Play section on the Apart Audio website or contact your Apart dealer. He will help you to work out a project that exactly fits your clients requirements.

03 SPEAKER CHOICE

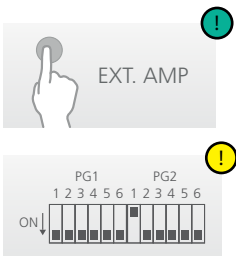
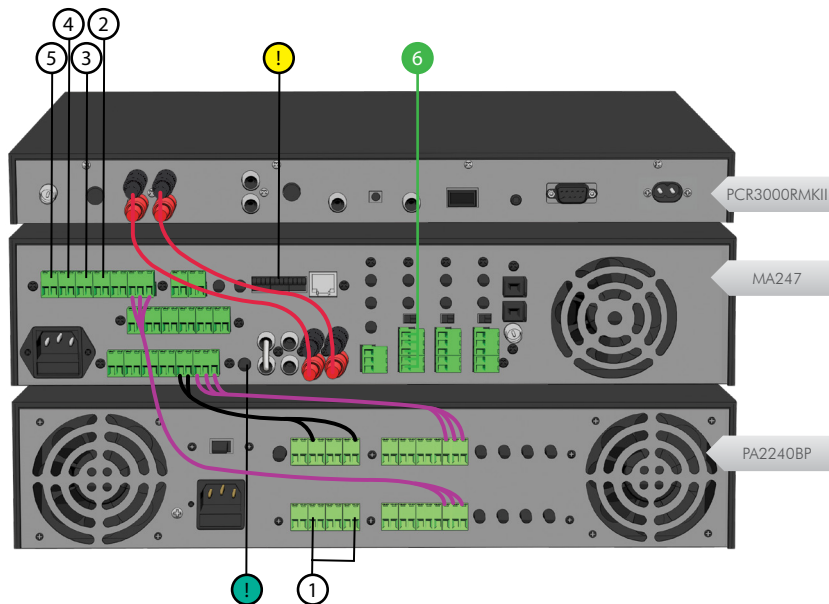
ZONE	SURFACE (m ²)	SPEAKERS	POWER SETTING	COLOUR
campground	3000-5000 m ²	6 x MPLT62-G	32 watts	
office	15-30 m ²	1 x CM20T + 1 x E-VOL40	5 watts	
cafeteria	160-250 m ²	4 x CM20T	20 watts	
terrace	60-200 m ²	3 x MASK6T	30 watts	
toilets	20-40 m ²	2 x CM4T	6 watts	


05 SHOPPING LIST

CM4T 4.2" ceiling speaker	2x
CM20T 6.5" ceiling speaker	5x
MASK6T 6.5" cabinet speaker	3x
MPLT62-G Long throw music projector	6x
E-VOL40 40 watts euro volume controller	1x
MICPAT-2 2-zone table type dynamic microphone	1x
PCR3000RMKII DAB-FM tuner & CD-audio/MP3 via USB-key or SD slot	1x
MA247 5+1 zone 100 volt zone mixing amplifier	1x
PA2240BP Bridgeable 2 x 240 watts 100 volt power amplifier	1x
CABLE TYPE B EUROBLOCK - EUROBLOCK	2x
CABLE TYPE F RCA - RCA cinch stereo	2x
CABLE TYPE K RCA - mini-jack	1x
AUDIO CABLE 2 x 2 x 0.22 mm ² audio signal cable	...m
SPEAKER CABLE 2-core 1.5 mm ²	...m

04 ELECTRONICS CHOICE

890 watts
The maximum power consumption of this installation





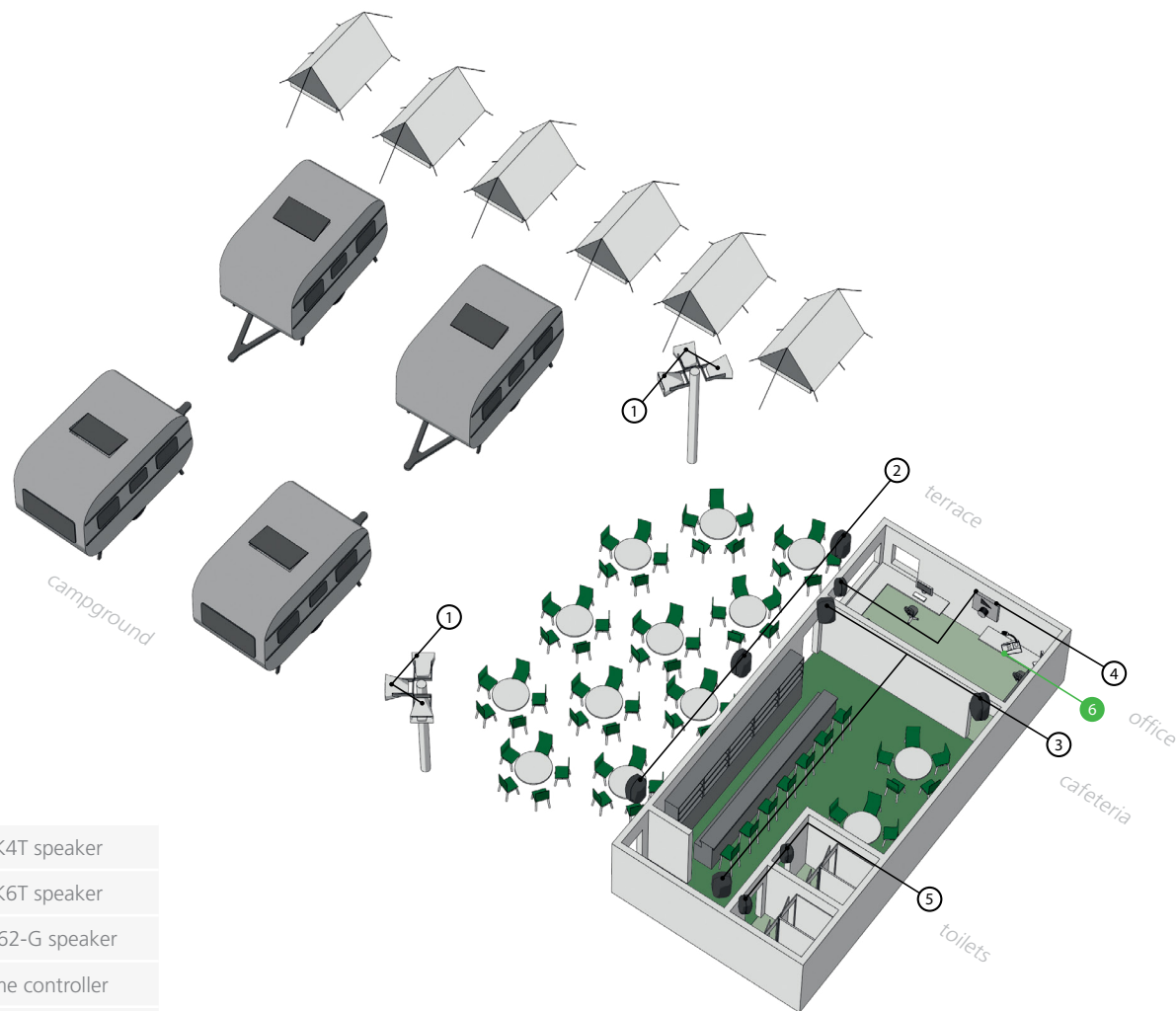
ON-WALL

Campground
Area: 3100 m² - 5300 m²

01 CUSTOMER REQUESTS

- ≡ One sound system for paging and background music
- ≡ campground: paging, music possible
- ≡ Inside zones & terrace: background music and paging
- ≡ Discrete and powerful cabinet speakers inside, high quality weatherproof cabinet speakers on the terrace, rustproof sturdy and powerful horns on pylons
- ≡ Music from radio/CD, MP3 from CD, USB-key or SD-card
- ≡ Selective paging microphone and volume control in the office

02 FLOOR PLAN CAMPGROUND



	MASK4T speaker
	MASK6T speaker
	MPLT62-G speaker
	Volume controller
	Microphone
	Cable type B
	Cable type F
	Cable type K
	Audio signal cable
	2-core speaker cable

Outdoor

Campground, Animal park, County fair, Garden centre, Holiday park, Public market, Theme park, Mini golf, Zoo, ...

Is your project larger than the campground in this example?

Check the other case studies in the Plug & Play section on the Apart Audio website or contact your Apart dealer. He will help you to work out a project that exactly fits your clients requirements.

03 SPEAKER CHOICE


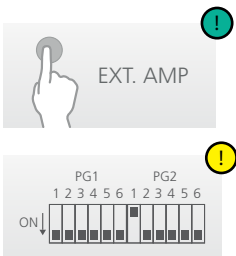
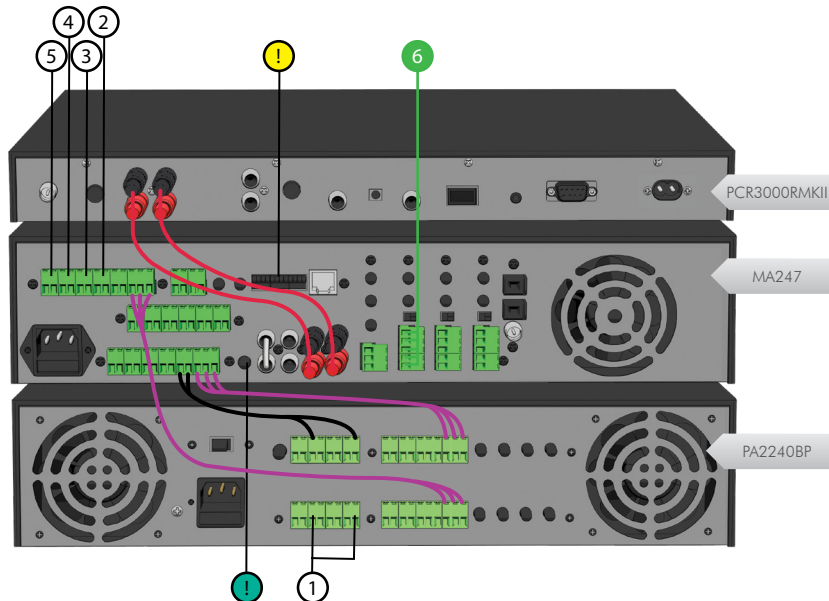
ZONE	SURFACE (m ²)	SPEAKERS	POWER SETTING	COLOUR
campground	3000-5000 m ²	6 x MPLT62-G	32 watts	
office	15-30 m ²	1 x MASK4T + 1 x E-VOL40	10 watts	
cafeteria	160-250 m ²	3 x MASK6T	30 watts	
terrace	60-200 m ²	3 x MASK6T	30 watts	
toilets	20-40 m ²	2 x MASK4T	5 watts	

05 SHOPPING LIST

MASK4T 4.2" cabinet speaker	3x
MASK6T 6.5" cabinet speaker	6x
MPLT62-G Long throw music projector	6x
E-VOL40 40 watts euro volume controller	1x
MICPAT-2 2-zone table type dynamic microphone	1x
PCR3000RMKII DAB-FM tuner & CD-audio/MP3 via USB-key or SD slot	1x
MA247 5+1 zone 100 volt zone mixing amplifier	1x
PA2240BP Bridgeable 2 x 240 watts 100 volt power amplifier	1x
CABLE TYPE B EUROBLOCK - EUROBLOCK	2x
CABLE TYPE F RCA - RCA cinch stereo	2x
CABLE TYPE K RCA - mini-jack	1x
AUDIO CABLE 2 x 2 x 0.22 mm ² audio signal cable	...m
SPEAKER CABLE 2-core 1.5 mm ²	...m

04 ELECTRONICS CHOICE

890 watts
The maximum power consumption of this installation





06

FOODSERVICE & HOSPITALITY





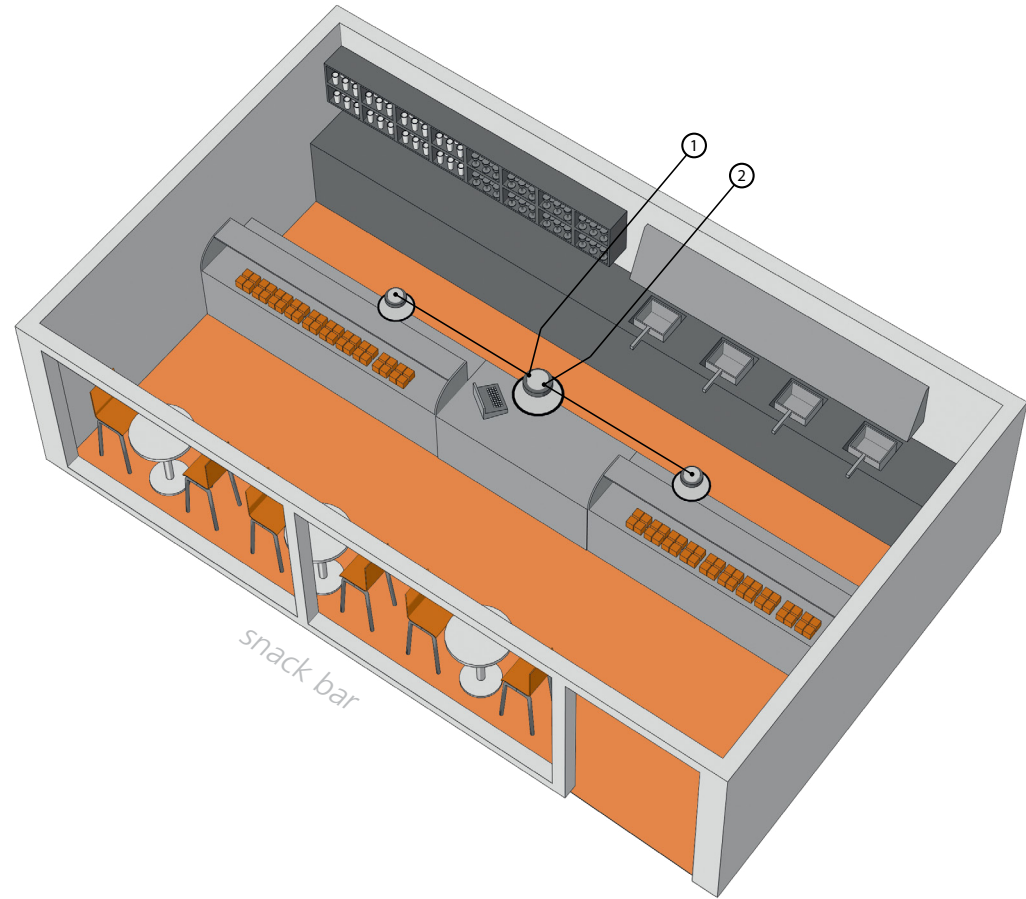
BUILT-IN






Snack bar
Area: 40 m² - 70 m²

01 CUSTOMER REQUESTS

- ≡ Quality background music system
- ≡ Radio, CD and MP3 player
- ≡ Appealing & trendy atmosphere
- ≡ Good sound quality needed but should not be too loud
- ≡ Stylish and inconspicuous ceiling speakers

02 FLOOR PLAN SNACK BAR



	CM4T speaker
	CMSUB8 subwoofer
	Cable type F
	Cable type K
	2-core speaker cable

Is your project larger than the snack bar in this example?

Check the other case studies in the Plug & Play section on the Apart Audio website or contact your Apart dealer. He will help you to work out a project that exactly fits your clients requirements.

Foodservice & hospitality


Pita bar, Fish & chips, Take-away, ...

03 SPEAKER CHOICE

ZONE	SURFACE (m ²)	SPEAKERS	POWER SETTING	COLOUR
snack bar	50 m ²	2 x CM4T + 1 x CMSUB8	16 ohms	

04 ELECTRONICS CHOICE

220 watts
The maximum power consumption of this installation




05 SHOPPING LIST



CM4T 4.2" ceiling speaker	2x
CMSUB8 8" ceiling subwoofer	1x
PCR3000RMKII DAB-FM tuner & CD-audio/MP3 via USB-key or SD slot	1x
CONCEPT1 Integrated stereo mixing amplifier	1x
CABLE TYPE F RCA - RCA cinch stereo	1x
CABLE TYPE K RCA - mini-jack	1x
SPEAKER CABLE 2-core 1.5 mm ²	...m





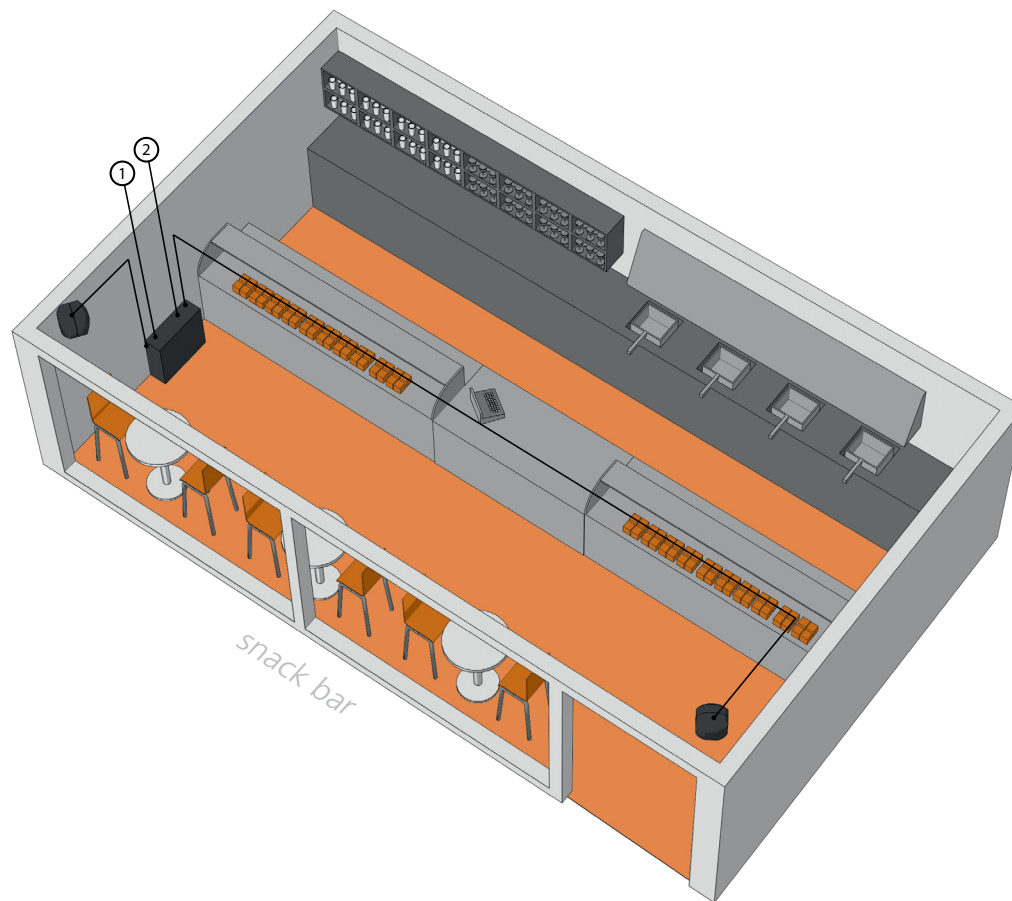
ON-WALL

Snack bar
Area: 40 m² - 70 m²

01 CUSTOMER REQUESTS

- ≡ Quality background music system
- ≡ Radio, CD and MP3 player
- ≡ Appealing & trendy atmosphere
- ≡ Good sound quality needed but should not be too loud
- ≡ Discrete and fancy looking cabinet speakers

02 FLOOR PLAN SNACK BAR



	MASK2 speaker
	SUBLIME subwoofer
	Cable type F
	Cable type K
	2-core speaker cable

Is your project larger than the snack bar in this example?

Check the other case studies in the Plug & Play section on the Apart Audio website or contact your Apart dealer. He will help you to work out a project that exactly fits your clients requirements.

Foodservice & hospitality


Pita bar, Fish & chips, Take-away, ...

03 SPEAKER CHOICE

ZONE	SURFACE (m ²)	SPEAKERS	COLOUR
snack bar	50 m ²	2 x MASK2 + 1 x SUBLIME	

04 ELECTRONICS CHOICE

The maximum power consumption of this installation - 220 watts



05 SHOPPING LIST



MASK2 2.5" cabinet speaker	2x
SUBLIME Passive subwoofer	1x
PCR3000RMKII DAB-FM tuner & CD-audio/MP3 via USB-key or SD slot	1x
CONCEPT1 Integrated stereo mixing amplifier	1x
CABLE TYPE F RCA - RCA cinch stereo	1x
CABLE TYPE K RCA - mini-jack	1x
SPEAKER CABLE 2-core 1.5 mm ²	...m





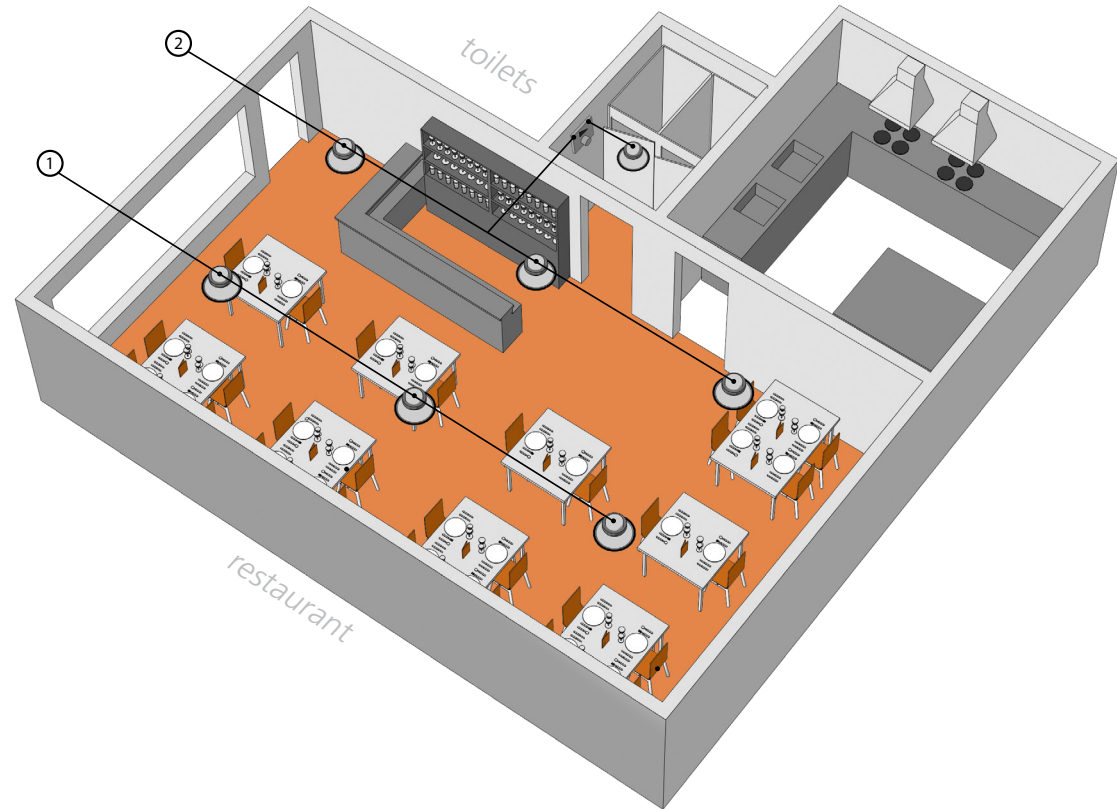
BUILT-IN

Restaurant
Area: 120 m² - 220 m²

01 CUSTOMER REQUESTS

- ≡ Classy atmosphere through quality background music
- ≡ Music from CD/MP3 or radio in restaurant and toilets
- ≡ Stylish ceiling speakers to match the interior style

02 FLOOR PLAN RESTAURANT



	CM4T speaker
	CM20T speaker
	Volume controller
	Cable type F
	Cable type K
	2-core speaker cable

Is your project larger than the restaurant in this example?

Check the other case studies in the Plug & Play section on the Apart Audio website or contact your Apart dealer. He will help you to work out a project that exactly fits your clients requirements.

Foodservice & hospitality


Restaurant, Coffee house, Tea house , ...

03 SPEAKER CHOICE

ZONE	SURFACE (m ²)	SPEAKERS	POWER SETTING	COLOUR
restaurant	120-220 m ²	6 x CM20T	16 ohms	
toilets	10-20 m ²	1 x CM4T + 1 x E-VOLST	16 ohms	

04 ELECTRONICS CHOICE

220 watts
 of this installation - The maximum power consumption



05 SHOPPING LIST



CM4T
 4.2" ceiling speaker **1x**

CM20T
 6.5" ceiling speaker **6x**

E-VOLST
 2 x 40 watts stereo volume controller **1x**

PCR3000RMKII
 DAB-FM tuner & CD-audio/MP3 via USB-key or SD slot **1x**


CONCEPT1
 Integrated stereo 100 V mixing amplifier **1x**

CABLE TYPE F
 RCA - RCA cinch stereo **1x**

CABLE TYPE K
 RCA - mini-jack **1x**

SPEAKER CABLE
 2-core 1.5 mm² **...m**





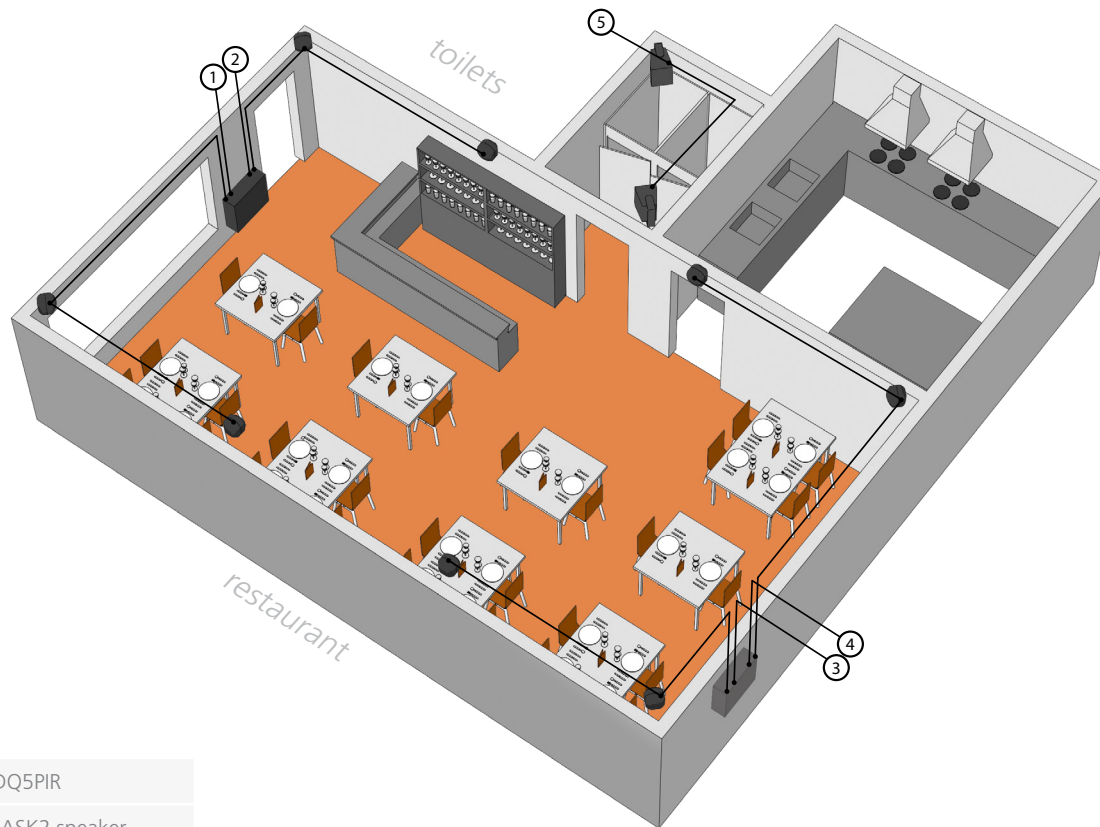
ON-WALL

Restaurant
Area: 120 m² - 220 m²

01 CUSTOMER REQUESTS

- ≡ Quality background music to create a feelgood atmosphere
- ≡ Music from CD/MP3 or radio in restaurant and toilets
- ≡ Cabinet speakers to go with the interior style

02 FLOOR PLAN RESTAURANT



	SDQ5PIR
	MASK2 speaker
	SUBLIME subwoofer
	Wall controller
	Cable type C
	Cable type F
	Cable type K
	CAT5 cable
	2-core speaker cable

Is your project larger than the restaurant in this example?

Check the other case studies in the Plug & Play section on the Apart Audio website or contact your Apart dealer. He will help you to work out a project that exactly fits your clients requirements.

100

Foodservice & hospitality

Restaurant, Coffee house, Tea house , ...

03 SPEAKER CHOICE

ZONE	SURFACE (m ²)	SPEAKERS	COLOUR
restaurant	120-220 m ²	8 x MASK2 + 2 x SUBLIME	○ ● / ○ ●
toilets	10-20 m ²	1 x SDQ5P speaker set	○ ●

05 SHOPPING LIST



MASK2
2.5" cabinet speaker **8x**

SDQ5P
5.25" active & passive cabinet speaker set **1x**

SUBLIME
Very slim active subwoofer **2x**

ACPL
Remote control with local input **1x**

PCR3000RMKII
DAB-FM tuner & CD-audio/MP3 via USB-key or SD slot **1x**

PM7400MKII
2-zone mixing pre-amplifier **1x**

CHAMP-4
4 channel power amplifier **1x**

CABLE TYPE C
EUROBLOCK - XLR3 male **2x**

CABLE TYPE F
RCA - RCA cinch stereo **3x**

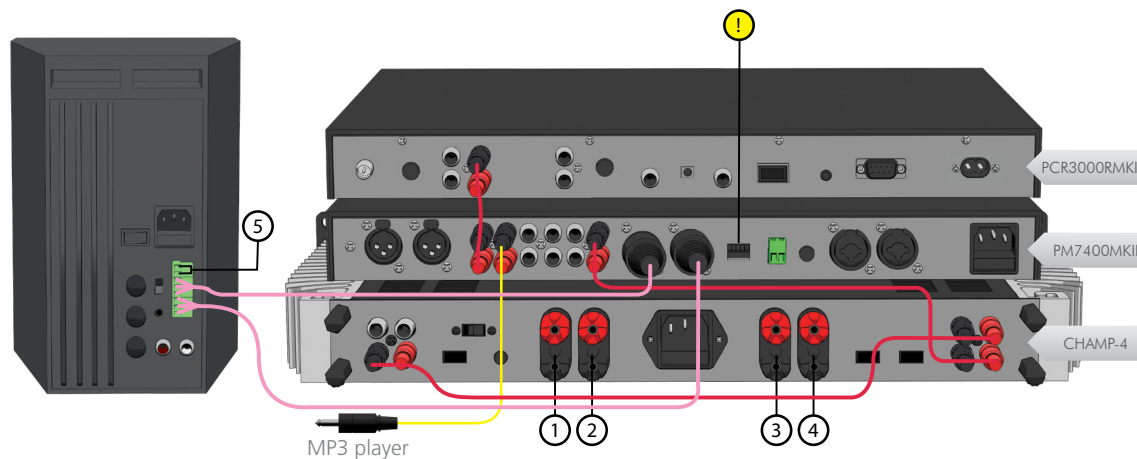
CABLE TYPE K
RCA - mini-jack **1x**

CAT5 NETWORK CABLE
Network cable **1x**

SPEAKER CABLE
2-core 1.5 mm² **...m**

04 ELECTRONICS CHOICE

460 watts
The maximum power consumption of this installation





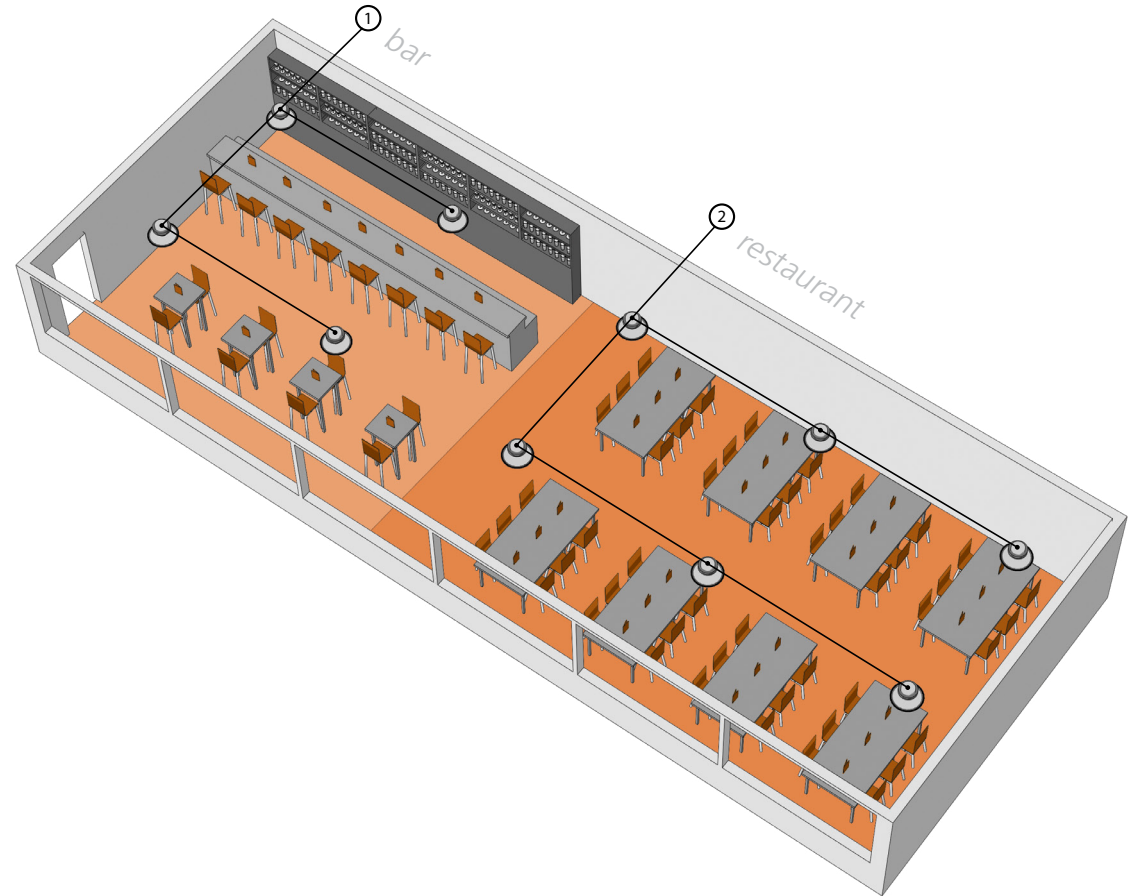
BUILT-IN





Cafeteria
Area: 200 m² - 300 m²

01 CUSTOMER REQUESTS

- ≡ Quality background music for a warm atmosphere
- ≡ Radio or CD / MP-3 from CD, USB-key or SD-card
- ≡ Quiet eating area - louder bar area
- ≡ Respect for the budget
- ≡ Ceiling speakers to go with functionality of the venue
- ≡ Possibility to connect one microphone

02 FLOOR PLAN CAFETERIA



	CM20T speaker
	Cable type F
	Cable type K
	2-core speaker cable

Is your project larger than the cafeteria in this example?

Check the other case studies in the Plug & Play section on the Apart Audio website or contact your Apart dealer. He will help you to work out a project that exactly fits your clients requirements.

03 SPEAKER CHOICE

ZONE	SURFACE (m ²)	SPEAKERS	POWER SETTING	COLOUR
bar	80-120 m ²	4 x CM20T	10 watts	
restaurant	120-180 m ²	6 x CM20T	10 watts	

05 SHOPPING LIST



CM20T
6.5" ceiling speaker **10x**

PCR3000RMKII
DAB-FM tuner & CD-audio/MP3 via USB-key or SD slot **1x**

CONCEPT1T
Integrated stereo 100 V mixing amplifier **1x**


CABLE TYPE F
RCA - RCA cinch stereo **1x**


CABLE TYPE K
RCA - mini-jack **1x**

SPEAKER CABLE
2-core 1.5 mm² **...m**

04 ELECTRONICS CHOICE

of this installation - The maximum power consumption
220
watts





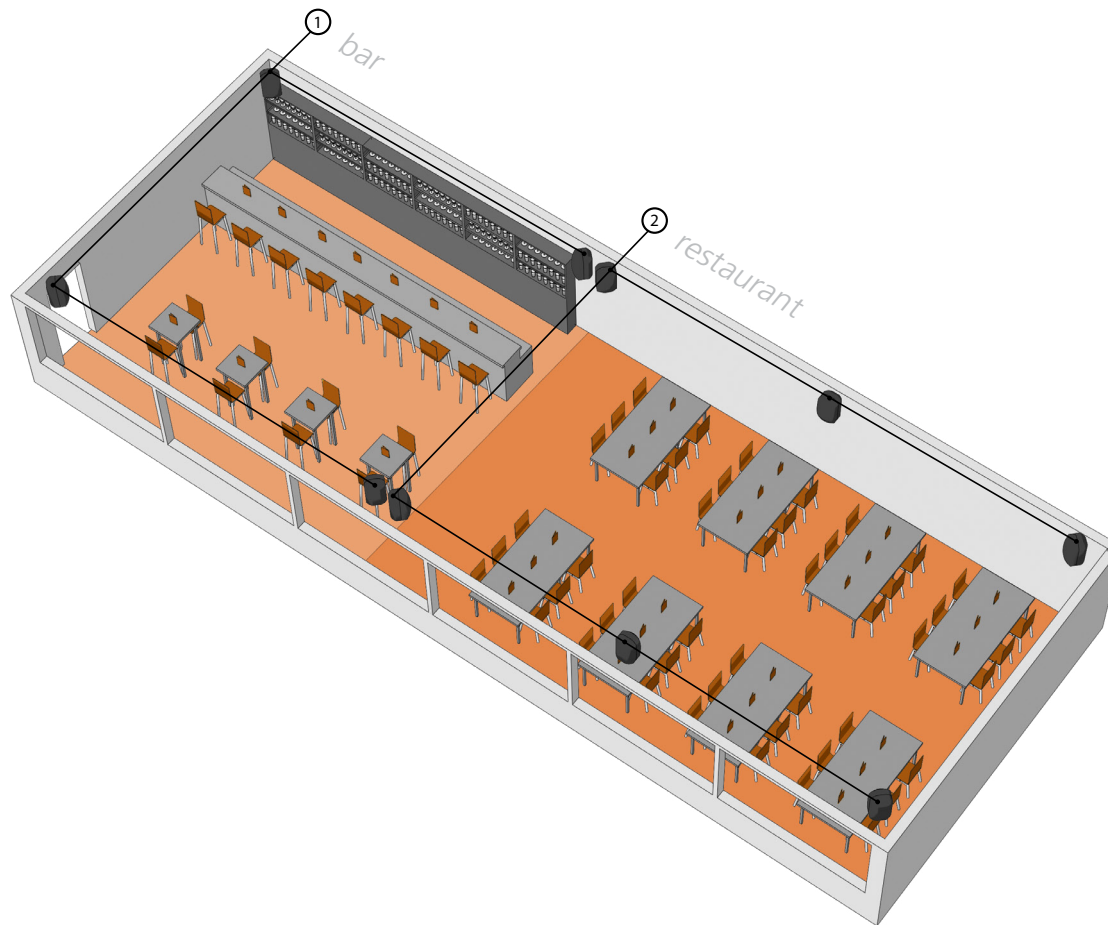
ON-WALL





Cafeteria
Area: 200 m² - 300 m²

01 CUSTOMER REQUESTS

- ≡ Quality background music for a warm atmosphere
- ≡ Radio or CD / MP-3 from CD, USB-key or SD-card
- ≡ Quiet eating area - louder bar area
- ≡ Respect for the budget
- ≡ Stylish cabinet speakers to go with functionality of the venue
- ≡ Possibility to connect one microphone

02 FLOOR PLAN CAFETERIA



	MASK6T speaker
	Cable type F
	Cable type K
	2-core speaker cable

Is your project larger than the cafeteria in this example?

Check the other case studies in the Plug & Play section on the Apart Audio website or contact your Apart dealer. He will help you to work out a project that exactly fits your clients requirements.

03 SPEAKER CHOICE

ZONE	SURFACE (m ²)	SPEAKERS	POWER SETTING	COLOUR
bar	80-120 m ²	4 x MASK6T	15 watts	
restaurant	120-180 m ²	6 x MASK6T	6 watts	

05 SHOPPING LIST



MASK6T
6.5" cabinet speaker **10x**

PCR3000RMKII
DAB-FM tuner & CD-audio/MP3 via USB-key or SD slot **1x**

CONCEPT1T
Integrated stereo 100 V mixing amplifier **1x**


CABLE TYPE F
RCA - RCA cinch stereo **1x**


CABLE TYPE K
RCA - mini-jack **1x**

SPEAKER CABLE
2-core 1.5 mm² **...m**

04 ELECTRONICS CHOICE

The maximum power consumption of this installation - **220 watts**





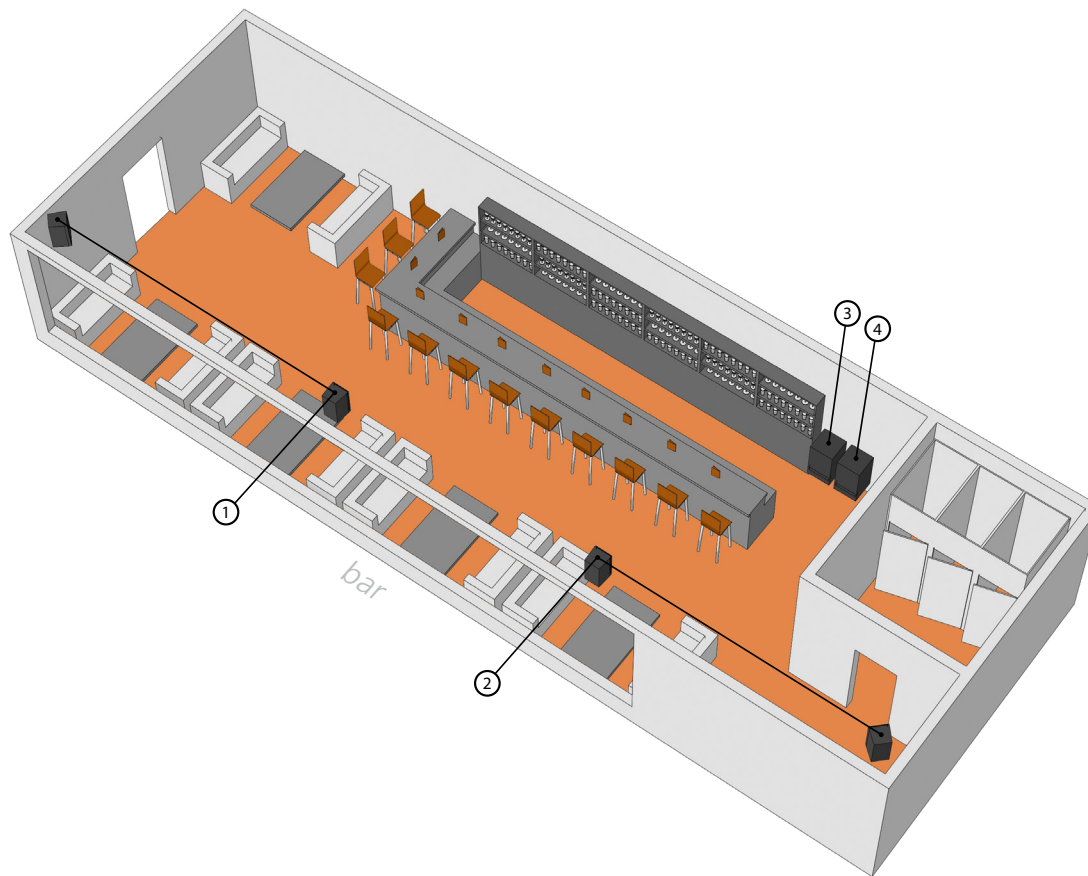
ON-WALL

Bar
Area: 100 m² - 200 m²

01 CUSTOMER REQUESTS

- ≡ Quality & Dynamic music determines the image of the bar
- ≡ Weekdays mostly quiet, but weekends are party nights
- ≡ Music from radio, CD or MP3, from background music to dance level
- ≡ Design cabinet speakers that fit the interior of the bar
- ≡ Possibility to connect 2 microphones

02 FLOOR PLAN BAR



	MASK8 speaker
	SUB2400 subwoofer
	Cable type D
	Cable type F
	Cable type K
	2-core speaker cable

Is your project larger than the bar in this example?

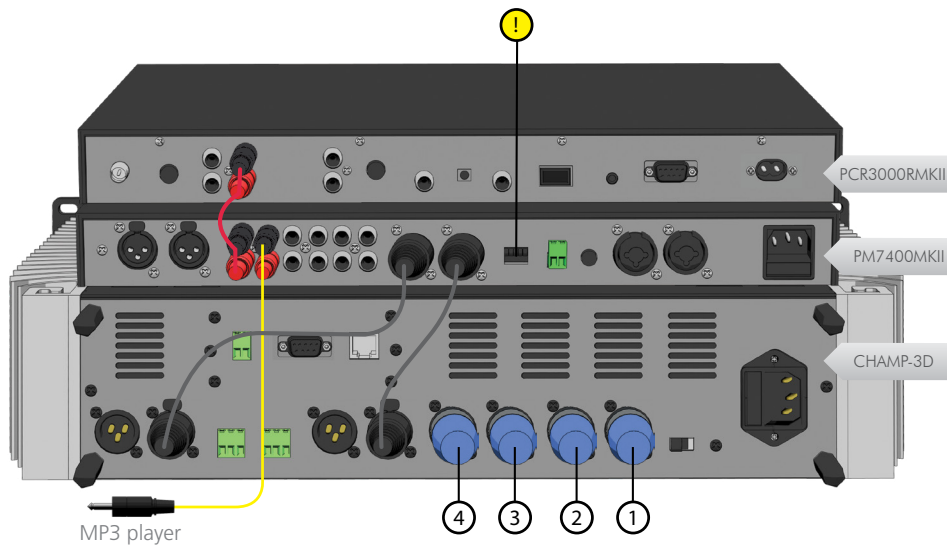
Check the other case studies in the Plug & Play section on the Apart Audio website or contact your Apart dealer. He will help you to work out a project that exactly fits your clients requirements.

03 SPEAKER CHOICE

ZONE	SURFACE (m ²)	SPEAKERS	COLOUR
bar	100-200 m ²	4 x MASK8 + 2 x SUB2400	○ ● / ○ ●

04 ELECTRONICS CHOICE

of this installation - The maximum power consumption of
1560
 watts



05 SHOPPING LIST



MASK8 8" cabinet speaker	4x
SUB2400 Tandem Driven High power subwoofer	2x
PCR3000MKII DAB-FM tuner & CD-audio/MP3 via USB-key or SD slot	1x
PM7400MKII 2-zone mixing pre-amplifier	1x
CHAMP-3D 3-channel digital amplifier	1x
CABLE TYPE D XLR3 female - XLR3 male	2x
CABLE TYPE F RCA - RCA cinch stereo	1x
CABLE TYPE H SPEAKON connector	12x
CABLE TYPE K RCA - mini-jack	1x
SPEAKER CABLE 2-core 2.5 mm ²	...m





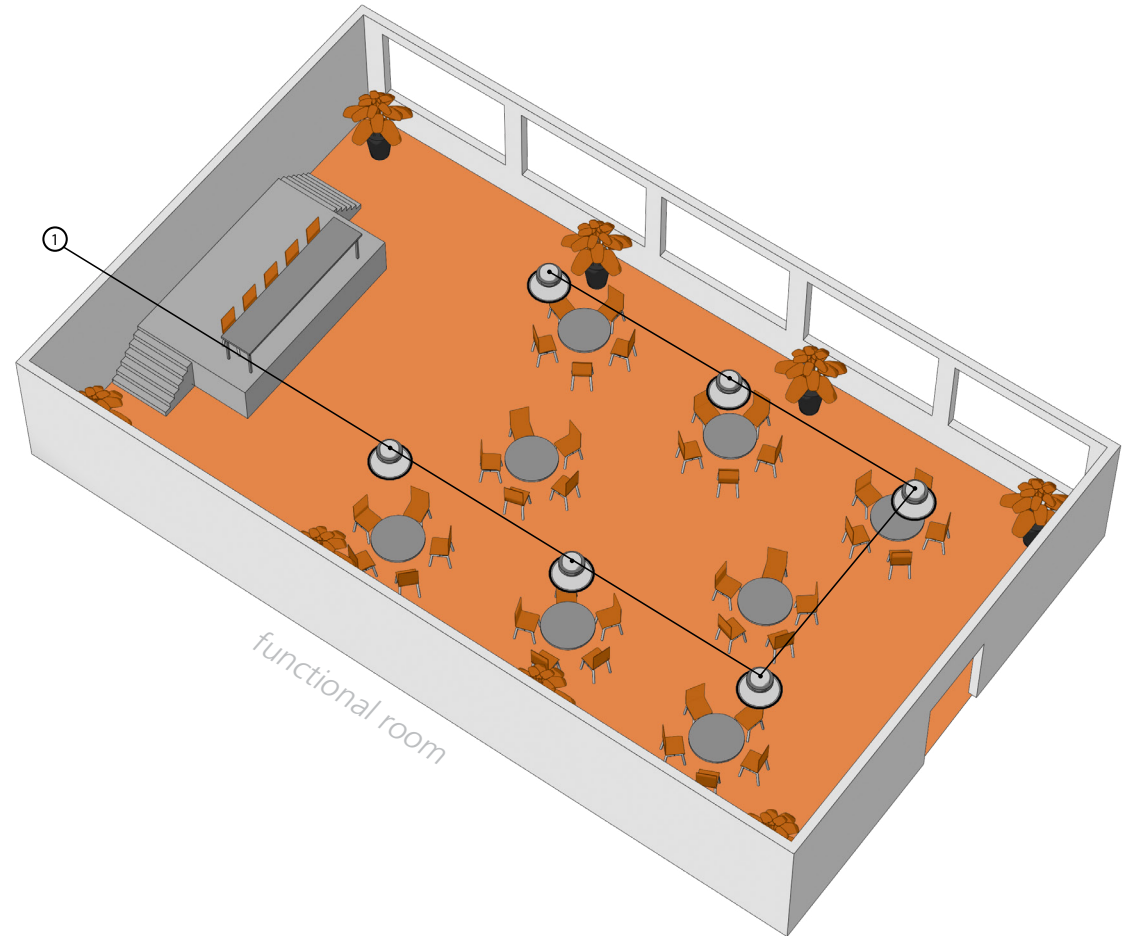
BUILT-IN





Functional room
Area: 160 m² - 320 m²

01 CUSTOMER REQUESTS

- ≡ Versatile quality sound system for a multifunctional room
- ≡ Music from CD+radio and laptop. MP3 on CD/memory stick/SD card or personal audio device
- ≡ Possibility to use up to 4 microphones
- ≡ Inconspicuous ceiling speakers to match the interior

02 FLOOR PLAN FUNCTIONAL ROOM



	CM20T speaker
	Cable type F
	Cable type K
	2-core speaker cable

Is your project larger than the functional room in this example?

Check the other case studies in the Plug & Play section on the Apart Audio website or contact your Apart dealer. He will help you to work out a project that exactly fits your clients requirements.

108

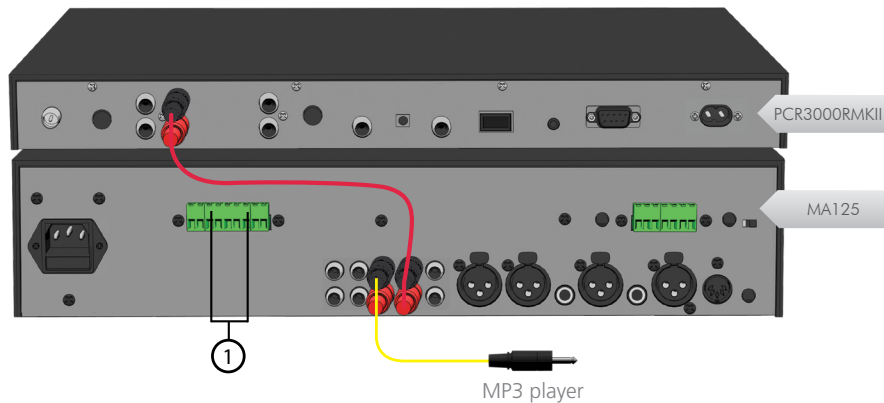
Foodservice & hospitality

Functional room, Snooker hall, Neighbourhood center, ...

03 SPEAKER CHOICE

ZONE	SURFACE (m ²)	SPEAKERS	POWER SETTING	COLOUR
functional room	160-320 m ²	6 x CM20T	20 watts	

04 ELECTRONICS CHOICE



250
watts

consumption of this installation - The maximum power

05 SHOPPING LIST



CM20T
6.5" ceiling speaker **6x**

PCR3000RMKII
DAB-FM tuner & CD-audio/MP3 via USB-key or SD slot **1x**


MA125
100 volt mixing amplifier **1x**

CABLE TYPE F
RCA - RCA cinch stereo **1x**

CABLE TYPE K
RCA - mini-jack **1x**

SPEAKER CABLE
2-core 1.5 mm² **...m**





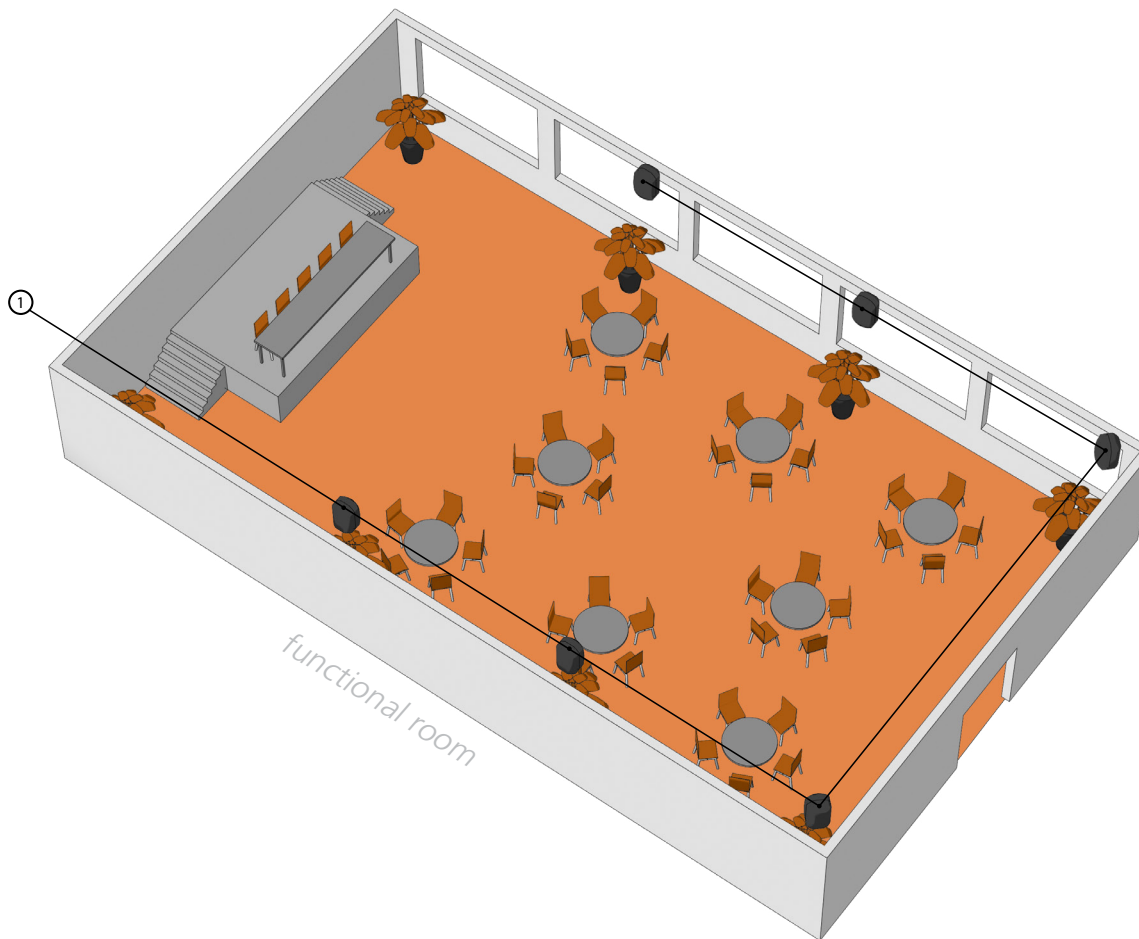
ON-WALL





Functional room
Area: 160 m² - 320 m²

01 CUSTOMER REQUESTS

- ≡ Versatile quality sound system for a multifunctional room
- ≡ Music from CD+radio and laptop. MP3 on CD/memory stick/SD card or personal audio device
- ≡ Possibility to use up to 4 microphones
- ≡ Elegant cabinet speakers to match the interior

02 FLOOR PLAN FUNCTIONAL ROOM



	MASK6T speaker
	Cable type F
	Cable type K
	2-core speaker cable

Is your project larger than the functional room in this example?


Check the other case studies in the Plug & Play section on the Apart Audio website or contact your Apart dealer. He will help you to work out a project that exactly fits your clients requirements.

110

Foodservice & hospitality

Functional room, Snooker hall, Neighbourhood center, ...

03 SPEAKER CHOICE

ZONE	SURFACE (m ²)	SPEAKERS	POWER SETTING	COLOUR
functional room	160-320 m ²	6 x MASK6T	15 watts	

05 SHOPPING LIST

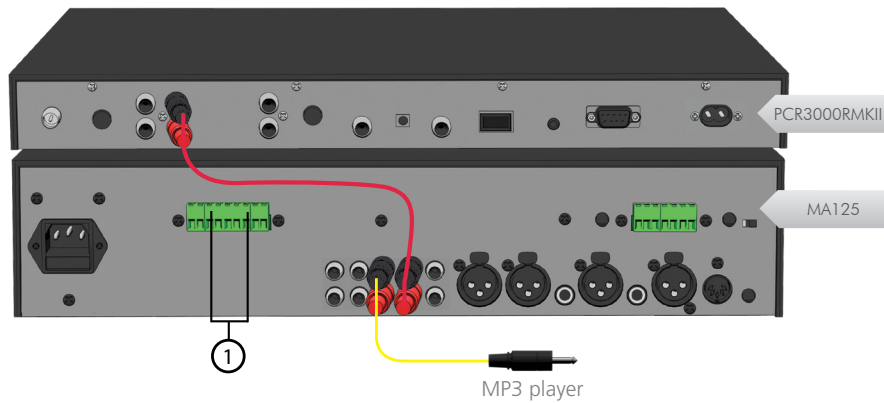


MASK6T 6.5" cabinet speaker	6x
PCR3000RMKII DAB-FM tuner & CD-audio/MP3 via USB-key or SD slot	1x
MA125 100 volt mixing amplifier	1x
CABLE TYPE F RCA - RCA cinch stereo	1x
CABLE TYPE K RCA - mini-jack	1x
SPEAKER CABLE 2-core 1.5 mm ²	...m



04 ELECTRONICS CHOICE

250
watts
consumption of this installation - The maximum power

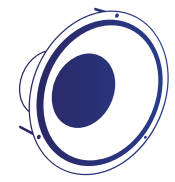




07

EDUCATION & RELIGION





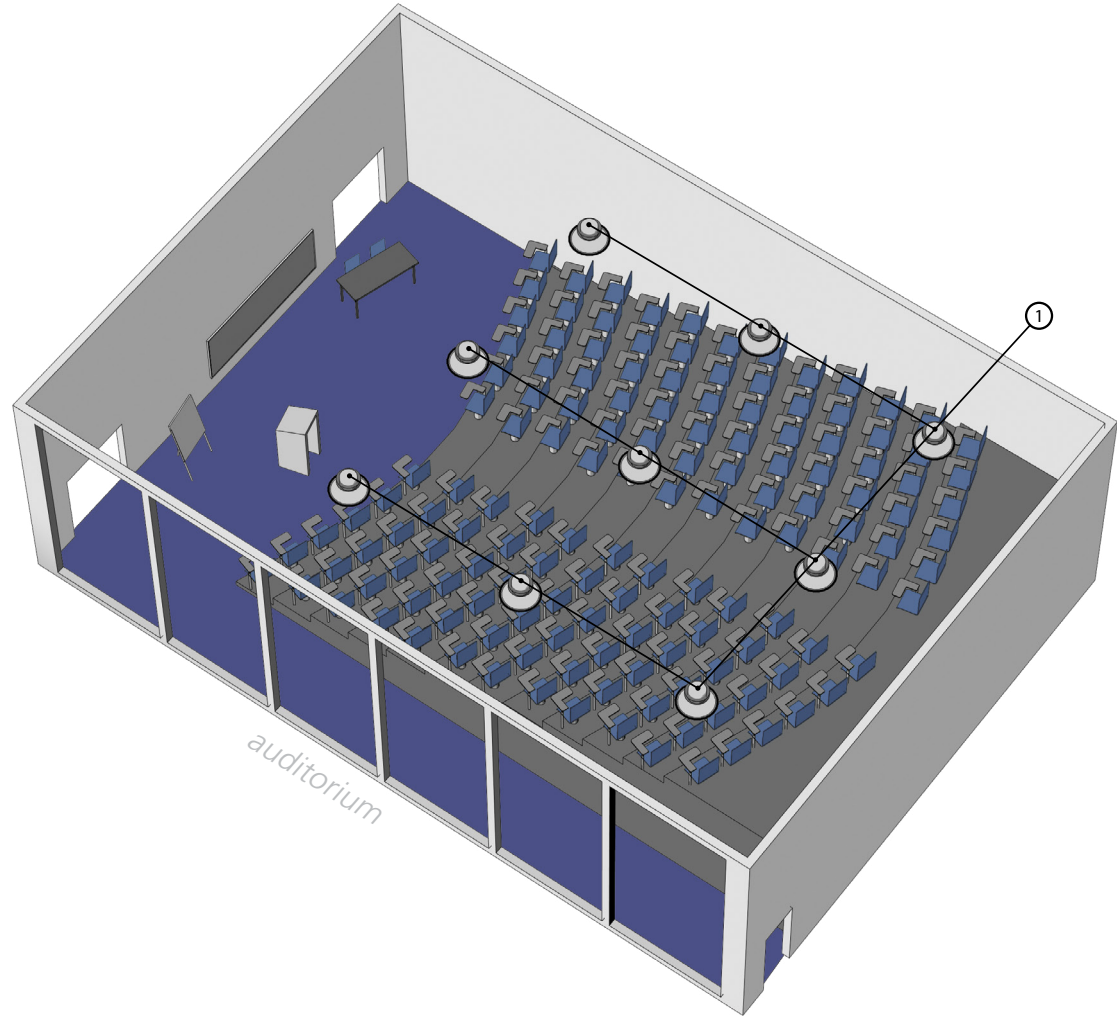
BUILT-IN





Auditorium
Area: 220 m² - 400 m²

01 CUSTOMER REQUESTS

- ≡ A sound system that is reliable and easy to use by non-technical staff
- ≡ Good audibility everywhere in the room
- ≡ Possibility to use up to 4 microphones
- ≡ Possibility to link a laptop. Music from radio, CD or MP3 player
- ≡ Stylish ceiling speakers to go with the style of the room

02 FLOOR PLAN AUDITORIUM



	CM20T speaker
	Cable type F
	Cable type K
	2-core speaker cable

Is your project larger than the auditorium in this example?

Check the other case studies in the Plug & Play section on the Apart Audio website or contact your Apart dealer. He will help you to work out a project that exactly fits your clients requirements.

114

Education & Religion

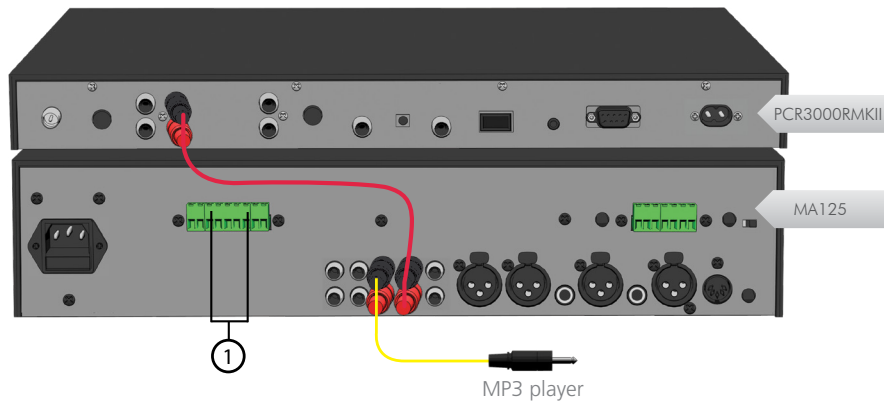
Auditorium, ...

03 SPEAKER CHOICE

ZONE	SURFACE (m ²)	SPEAKERS	POWER SETTING	COLOUR
auditorium	220-400 m ²	9 x CM20T	10 watts	

04 ELECTRONICS CHOICE


250 watts
The maximum power consumption of this installation




05 SHOPPING LIST



CM20T 6.5" ceiling speaker	9x
PCR3000RMKII DAB-FM tuner & CD-audio/MP3 via USB-key or SD slot	1x
MA125 100 volt mixing amplifier	1x
CABLE TYPE F RCA - RCA cinch stereo	1x
CABLE TYPE K RCA - mini-jack	1x
SPEAKER CABLE 2-core 1.5 mm ²	...m





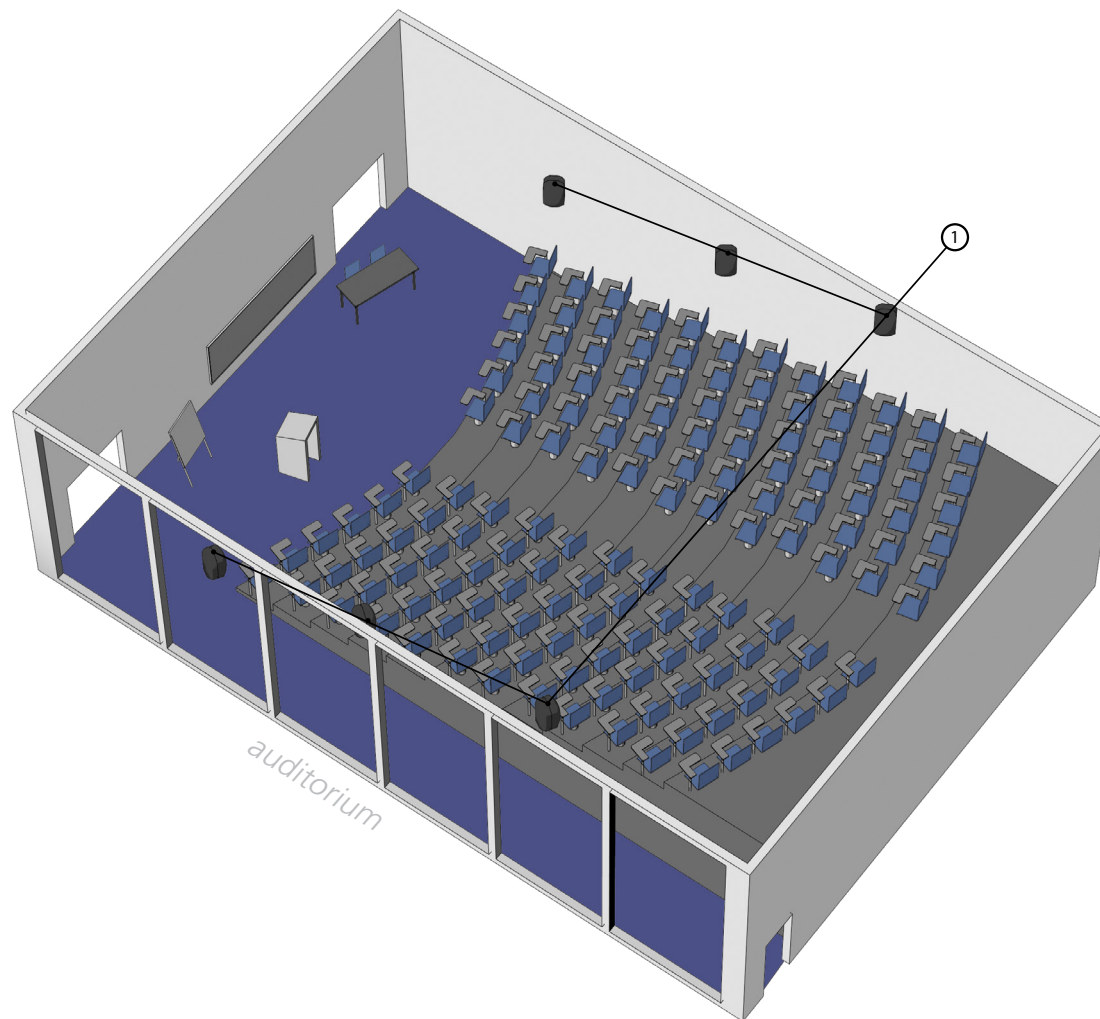
ON-WALL





Auditorium
Area: 220 m² - 400 m²

01 CUSTOMER REQUESTS

- ≡ A sound system that is reliable and easy to use by non-technical staff
- ≡ Good audibility everywhere in the room
- ≡ Possibility to use up to 4 microphones
- ≡ Possibility to link a laptop. Music from radio, CD or MP3 player
- ≡ Design cabinet speakers to fit the interior style of the room

02 FLOOR PLAN AUDITORIUM



	MASK6T speaker
	Cable type F
	Cable type K
	2-core speaker cable

Is your project larger than the auditorium in this example?

Check the other case studies in the Plug & Play section on the Apart Audio website or contact your Apart dealer. He will help you to work out a project that exactly fits your clients requirements.

Education & Religion

Auditorium, ...

116


03 SPEAKER CHOICE

ZONE	SURFACE (m ²)	SPEAKERS	POWER SETTING	COLOUR
auditorium	220-400 m ²	6 x MASK6T + 3 x MASKL	15 watts	

05 SHOPPING LIST

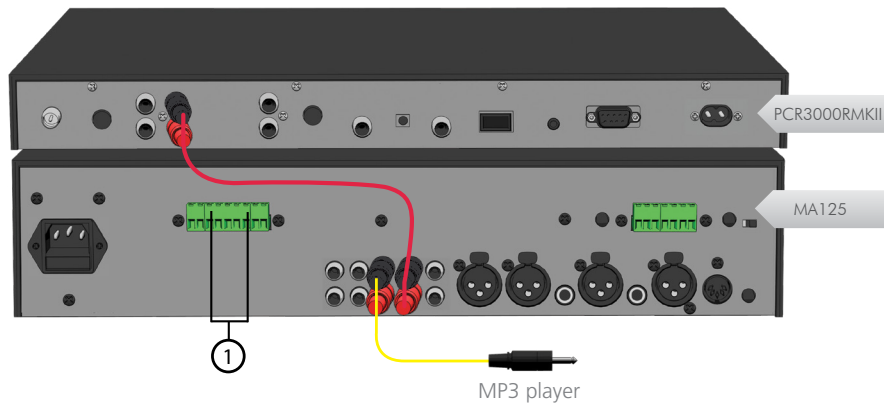



MASK6T 6.5" cabinet speaker	6x
MASKL Side wall mounting kit	3x
PCR3000RMKII DAB-FM tuner & CD-audio/MP3 via USB-key or SD slot	1x
MA125 100 volt mixing amplifier	1x
CABLE TYPE F RCA - RCA cinch stereo	1x
CABLE TYPE K RCA - mini-jack	1x
SPEAKER CABLE 2-core 1.5 mm ²	...m



04 ELECTRONICS CHOICE

The maximum power consumption of this installation - **250 watts**





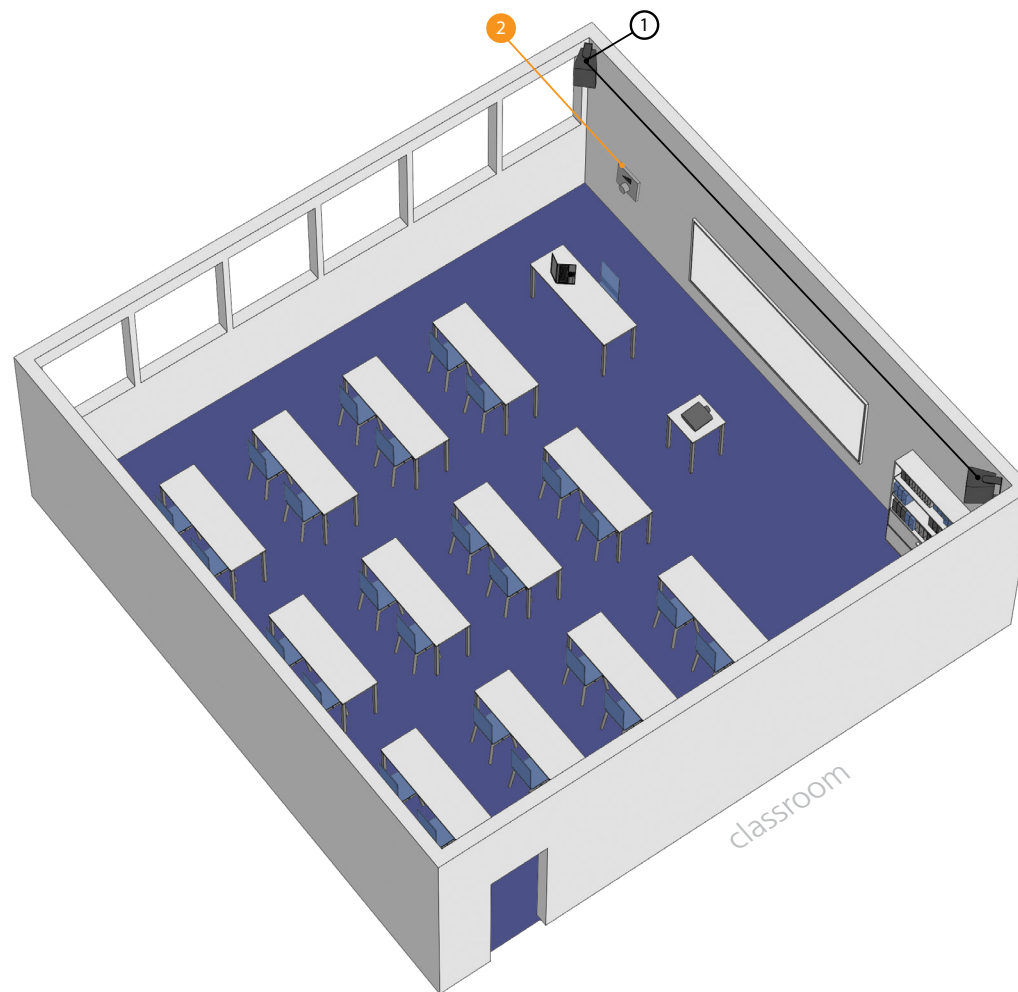
ON-WALL

01 CUSTOMER REQUESTS

- ≡ Sound from laptop or microphone during presentations
- ≡ Wall controller for power and volume.
- ≡ Easy to operate by non technical staff
- ≡ Reliable and value for money

Classroom
Area: 80 m² - 110 m²

02 FLOOR PLAN CLASSROOM



	SDQ5PIR
	ACPL wall controller
	CAT5 cable
	2-core speaker cable

Is your project larger than the classroom in this example?

Check the other case studies in the Plug & Play section on the Apart Audio website or contact your Apart dealer. He will help you to work out a project that exactly fits your clients requirements.

Education & Religion

Classroom, ...

03 SPEAKER CHOICE

ZONE	SURFACE (m ²)	SPEAKERS	COLOUR
classroom	80-120 m ²	1 x SDQ5PIR set + 1 x ACPL	 

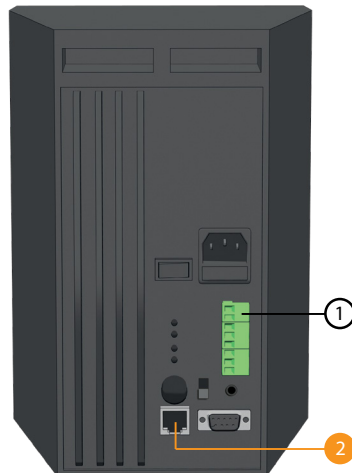
05 SHOPPING LIST




SDQ5PIR SET 5.25" active & passive cabinet speaker set	1x
ACPL Remote control with local input	1x
CAT5 NETWORK CABLE Network cable	1x
SPEAKER CABLE 2-core 1.5 mm ²	...m

04 ELECTRONICS CHOICE

of this installation - The maximum power consumption
60
 watts





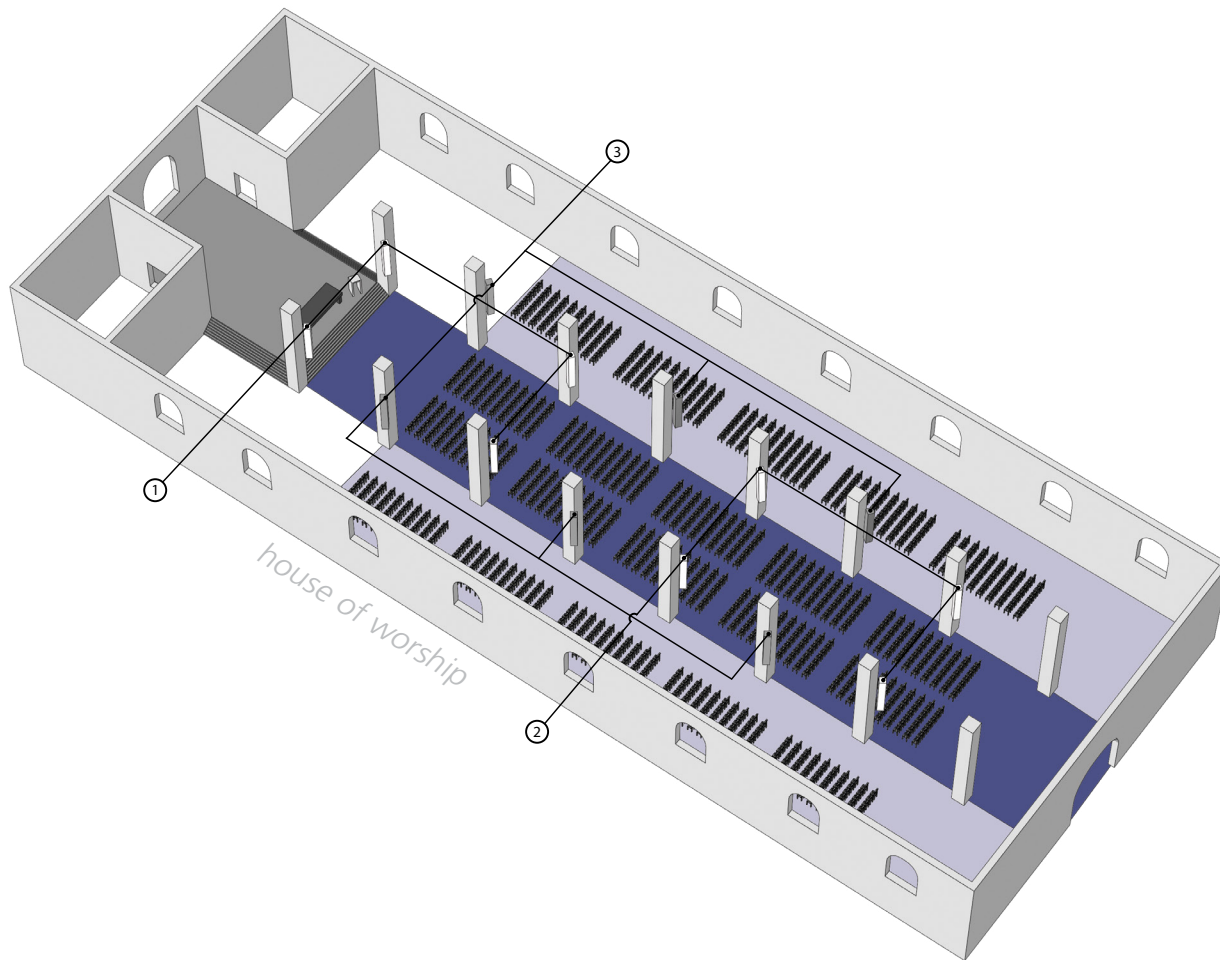
ON-WALL





House of worship
Area: 900 m² - 1200 m²

01 CUSTOMER REQUESTS

- ≡ Excellent speech intelligibility and good music quality
- ≡ Column speakers that do not disturb the historical character of the building
- ≡ Possibility to use several microphones, music from CD or MP3 player
- ≡ A durable and easy-to-use sound system
- ≡ Individual volume control for 3 main seating areas

02 FLOOR PLAN HOUSE OF WORSHIP



	COLS81 speaker
	COLW81 speaker
	Cable type K
	2-core speaker cable

Is your project larger than the house of worship in this example?

Check the other case studies in the Plug & Play section on the Apart Audio website or contact your Apart dealer. He will help you to work out a project that exactly fits your clients requirements.

03 SPEAKER CHOICE

ZONE	SURFACE (m ²)	SPEAKERS	POWER SETTING	COLOUR
center - front	200-300 m ²	4 x COLW81	30 watts	⊙
center	350-450 m ²	6 x COLS81	6 watts	⊙
center - rear	200-300 m ²	4 x COLW81	30 watts	⊙

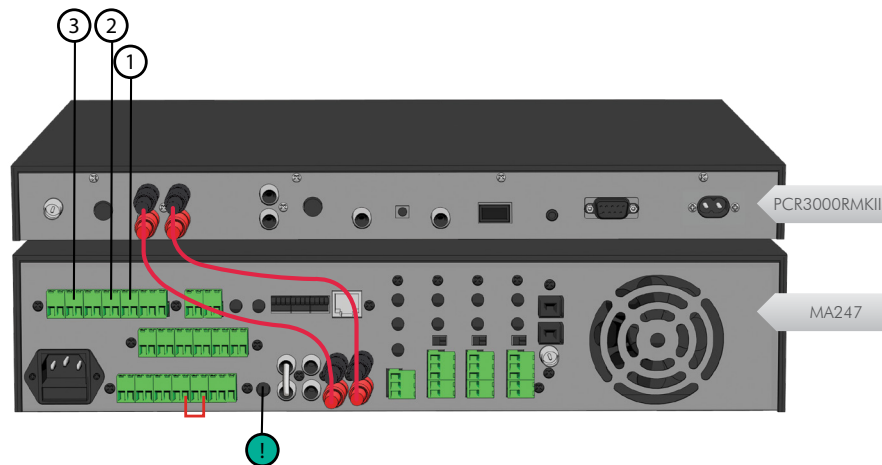
05 SHOPPING LIST




COLS81 Extra slim column speaker	6x
COLW81 Slim column speaker	8x
PCR3000RMKII DAB-FM tuner & CD-audio/MP3 via USB-key or SD slot	1x
MA247 5+1 zone 100 volt zone mixing amplifier	1x
CABLE TYPE F RCA - RCA cinch stereo	2x
CABLE TYPE K RCA - RCA cinch stereo	1x
SPEAKER CABLE 2-core 1.5 mm ²	...m


04 ELECTRONICS CHOICE

of this installation - The maximum power consumption of
290
 watts



MA247 ONLY





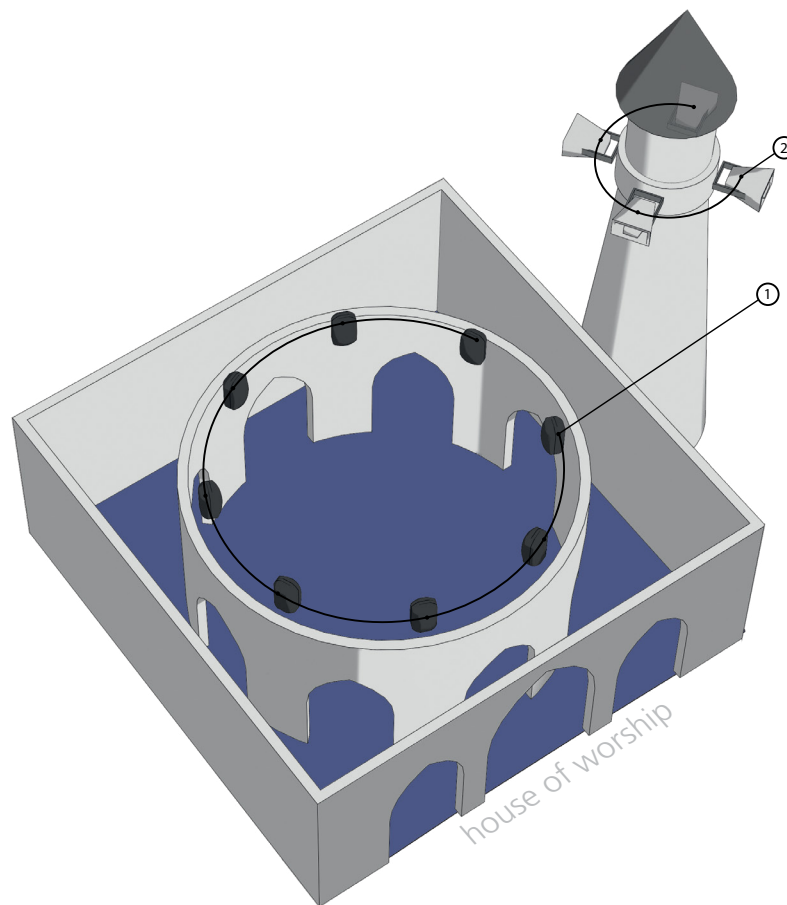
ON-WALL

House of worship
Area: 250 m² - 400 m²

01 CUSTOMER REQUESTS

- ≡ Excellent speech intelligibility and good music quality
- ≡ Minaret speakers with separate volume control (Call to prayer)
- ≡ Possibility to use several microphones
- ≡ Music from radio, CD or MP3 player
- ≡ Minaret with separate volume control
- ≡ Design cabinet speakers to fit in the interior style
- ≡ Separate music source
- ≡ A durable and easy-to-use sound system

02 FLOOR PLAN HOUSE OF WORSHIP



	MASK6T speaker
	MPLT62-G
	Cable type B
	Cable type E
	Cable type F
	Cable type K
	2-core speaker cable

Is your project larger than the house of worship in this example?

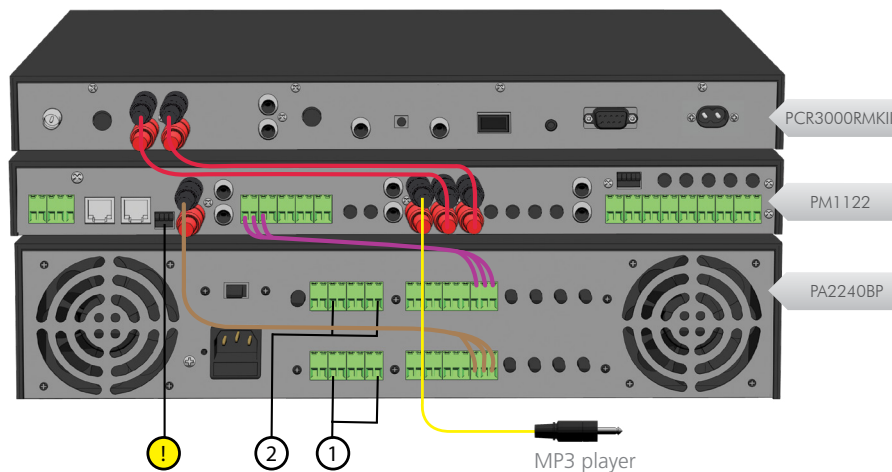
Check the other case studies in the Plug & Play section on the Apart Audio website or contact your Apart dealer. He will help you to work out a project that exactly fits your clients requirements.

03 SPEAKER CHOICE

ZONE	SURFACE (m ²)	SPEAKERS	POWER SETTING	COLOUR
house of worship	300 m ²	8 x MASK6T	30 watts	
outdoor	500 m ²	4 x MPLT62-G	62 watts	

04 ELECTRONICS CHOICE

of this installation - The maximum power consumption of
674
 watts



05 SHOPPING LIST



MASK6T
 6.5" cabinet speaker **8x**

MPLT62-G
 Long throw music projector **4x**

PCR3000RMKII
 DAB-FM tuner & CD-audio/MP3 via USB-key or SD slot **1x**

PM1122
 4 channel power amplifier **1x**

PA2240BP
 Bridgeable 2 x 240 watts 100 volt power amplifier **1x**

CABLE TYPE B
 EUROBLOCK - EUROBLOCK **1x**

CABLE TYPE E
 EUROBLOCK - RCA cinch stereo **1x**

CABLE TYPE F
 RCA - RCA cinch stereo **2x**

CABLE TYPE K
 RCA - mini-jack **1x**


SPEAKER CABLE
 2-core 1.5 mm² **...m**





RESIDENTIAL





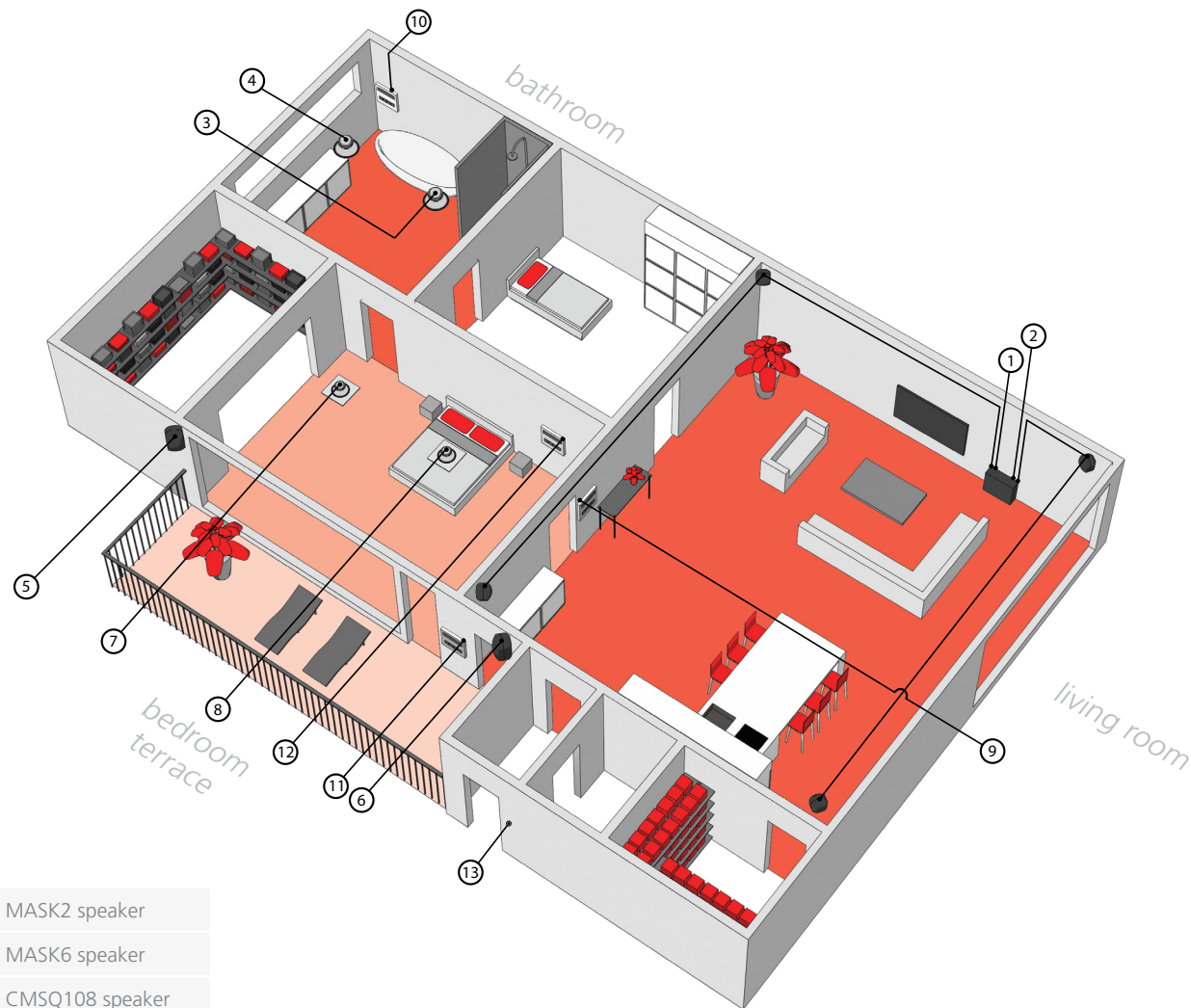
ON-WALL

Apartment
Area: 200 m² - 300 m²

01 CUSTOMER REQUESTS

- ≡ One multi-room system for the entire apartment
- ≡ Different music in all rooms of the apartment
- ≡ 4 tuners in one unit
- ≡ Control in each room via a wall control panel
- ≡ Doorbell signal audible through the loudspeakers
- ≡ Small and stylish cabinet loudspeakers in the living room
- ≡ Weatherproof cabinet loudspeakers on the terrace
- ≡ Good sound quality ceiling loudspeakers in bedroom and bathroom

02 FLOOR PLAN APARTMENT



	MASK2 speaker
	MASK6 speaker
	CMSQ108 speaker
	CM608 speaker
	SUBLIME subwoofer
	DIWAC wall control
	CAT5 cable
	2-core speaker cable

Is your project larger than the apartment in this example?

Check the other case studies in the Plug & Play section on the Apart Audio website or contact your Apart dealer. He will help you to work out a project that exactly fits your clients requirements.

Residential

Apartment ,
Residential house , ...

03 SPEAKER CHOICE

ZONE	SURFACE (m ²)	SPEAKERS	COLOUR
living room	80 m ²	4 x MASK2 + SUBLIME + DIWAC	○ ● / ○ ●
bedroom	50 m ²	2 x CMSQ108 + DIWAC	○
bathroom	40 m ²	2 x CM608 + DIWAC	○ ● ●
terrace	30 m ²	2 x MASK6 + DIWAC	○ ●

05 SHOPPING LIST



MASK2
2.5" cabinet speaker **4x**

MASK6
6.5" cabinet speaker **2x**

CMSQ108
5.25" two-way high-end loudspeaker **2x**

CM608
6.5" ceiling speaker **2x**

SUBLIME
Passive subwoofer **1x**

AUDIOSYSTEM8.8
Audio matrix with 4 built-in FM tuners **1x**

DIWAC
Digital programmable wall control **4x**

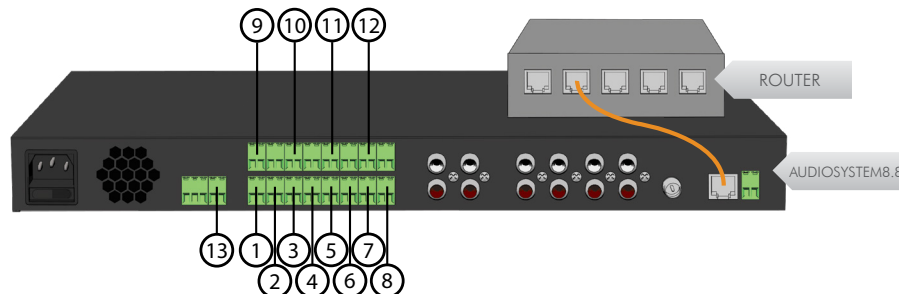
CAT5 NETWORK CABLE
Network cable **...m**

SPEAKER CABLE
2-core 1.5 mm² **...m**

04 ELECTRONICS CHOICE

of this installation - The maximum power consumption

150
watts



Index

A

AC12.8SET 21
ACPL 101, 119
adaptor type H 107
adaptor type I 75
adaptor type J 41, 79, 81
animal park 88, 90
arena 70, 72
AUDIOCONTROL12.8 21
AUDIOSYSTEM8.8 23, 25, 127
auditorium 114, 116
AV room 20

B

bank 26, 28
bar 106
beauty parlour 82, 84
billiard hall 102, 104
boardroom 16, 18
boutique 52, 54
boxing club 64, 66

C

cable type B 35, 37, 39, 45, 47, 65, 67, 69, 71, 73, 75, 89, 91, 123, 127
cable type C 39, 61, 67, 75, 101
cable type D 65, 75, 77, 107
cable type E 77, 123
cable type F 17, 19, 21, 27, 29, 31, 33, 35, 37, 39, 41, 45, 47, 49, 51, 53, 55, 57, 59, 61, 65, 67, 69, 71, 73, 75, 77, 79, 81, 83, 85, 89, 91, 95, 97, 99, 101, 103, 105, 107, 109, 111, 115, 117, 121, 123

cable type G 41, 57, 59, 79, 81
cable type K 17, 19, 21, 27, 29, 31, 33, 35, 37, 39, 45, 47, 49, 51, 53, 55, 57, 59, 61, 65, 67, 69, 71, 73, 77, 79, 81, 83, 85, 89, 91, 95, 97, 99, 101, 103, 105, 107, 109, 111, 115, 117, 121, 123
café 102, 104, 106
cafeteria 102
campground 88, 90
canteen 30, 32
car dealer 30, 32
CAT5 network cable 35, 45, 47, 65, 67, 69, 71, 73, 101, 119
CHAMP-3D 65, 67, 77, 107
CHAMP-4 57, 59, 79, 81, 101
classroom 118
CM4T 23, 27, 31, 35, 37, 39, 45, 57, 61, 65, 71, 89, 95, 99
CM6E 23, 27, 35, 37, 39, 45, 61
CM20T 17, 21, 23, 31, 53, 69, 71, 89, 99, 103, 109, 115
CM608 49, 127
CMAR6 79, 81, 83, 85
CMSQ108 127
CMSUB8 57, 95
CMX20T 21, 65, 71, 83
coffee house 98, 100
COLS81 121
COLW81 121
CONCEPT1 17, 19, 49, 51, 53, 55, 83, 85, 95, 97, 99
CONCEPT1T 103, 105
conference room 16, 18, 20
county fair 88, 90
cricket field 76

D

dance studio 64, 66
dental practice 22, 24

DIMIC12 21

DIWAC 23, 25, 127

doctor's practice 22, 24

do-it-yourself store 36, 38, 44, 46

drugstore 48, 50, 52, 54

E

E-VOL40 27, 29, 35, 37, 39, 45, 47, 65, 67, 71, 73, 83, 85, 89, 91

E-VOLST 99

F

fashion store 52, 54, 56, 58

fast food restaurant 102, 104

fish & chips 94, 96

fitness center 64, 66

foodcourt 44, 46

football field 76

functional room 108, 110

G

games arcade 56, 58

garden center 88, 90

gas station 60

H

holiday park 88, 90

house of worship 120, 122

I

indoor ice rink 74

indoor skate hall 74

L

lounge to dance 106

M

MA125 27, 29, 41, 109, 111, 115, 117

MA247 31, 33, 35, 37, 39, 45, 47, 61, 65, 67, 69, 71, 73, 83, 85, 89, 91, 121

MASK2 51, 97, 101, 127

MASK4 25, 59

MASK4T 29, 33, 47, 55, 67, 73, 85, 91

MASK6 19, 21, 81, 127

MASK6T 33, 45, 47, 67, 73, 89, 91, 105, 111, 117, 123

MASK8 65, 67, 77, 107

MASK12T 75

MASK12UBRA 75

MASKL 117

MASKW 33

meeting room 16, 18, 20

MICPACB-D 45, 47

MICPAT-2 31, 33, 37, 39, 61, 89, 91

MICPAT-6 35, 45, 47, 65, 67, 69, 71, 73

MICPAT-D 23, 25, 27, 29, 41

mini golf 88, 90

MPH31-G 31, 33, 35, 37, 39, 41, 45, 47, 61, 71, 73

MPLT62-G 37, 69, 71, 73, 77, 89, 91, 123

N

neighbourhood center 108, 110

newspaper shop 48, 50

O

office 26, 28

P

PA240P 39, 41, 61

PA2240BP 35, 37, 39, 45, 47, 65, 67, 69, 71, 73, 77, 89, 91, 123

parking garage 40

PCR3000R 17, 19, 27, 29, 31, 33, 35, 37, 39, 41, 45, 47, 49, 51, 53, 55, 57, 59, 61, 65, 67, 69, 71, 73, 77, 79, 81, 83, 85, 89, 91, 95, 97, 99, 101, 103, 105, 107, 109, 111, 115, 117, 121, 123

pita bar 94, 96
PM1122 123
PM7400MKII 57, 59, 65, 67, 75, 77, 79, 81, 101, 107
PMR4000RMKII 75
production hall 34
pub 102, 104, 106
public market 88, 90

R

reception 26, 28
restaurant 98, 100
REVAMP4120T 21
REVAMP4240T 75
RJ45SPLIT 35, 45, 47, 65, 67, 69

S

sauna 78, 80, 82, 84
SDQ5PIR 101, 119
shop 48, 52, 54, 56, 58
showroom 30, 32
small factory 34
snack bar 48, 50, 94, 96
snooker hall 108, 110
solarium 82, 84
SPH16 47
sports hall 70, 72, 74
SUB2400 65, 67, 77, 107
SUBA165 55
SUBLIME 51, 97, 101, 127
sun center 26, 28
supermarket 44, 46
swimming pool 68, 78, 80

T

take-away 94, 96
take-away restaurant 48, 50
tanning studio 26, 28
tavern 102, 104, 106
tea house 98, 100
tennis club 70, 72
theme park 88, 90
tobacco shop 48, 50

W

waiting room 26, 28
warehouse 36, 38
wellness center 78, 80, 82, 84

Z

zoo 88, 90



AUDIOPROF nv

Industriepark brechtsebaan 8 bus 1
BE-2900 Schoten
BELGIUM

T: +32 (0)3 448 01 60

F: +32 (0)3 448 01 59

www.apart-audio.com
info@apart-audio.com